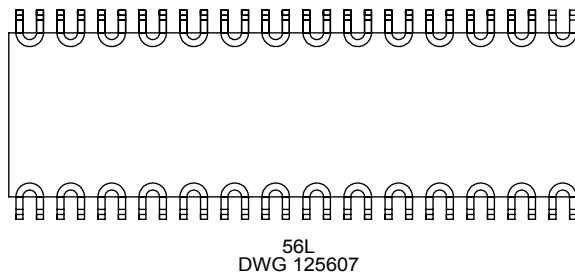
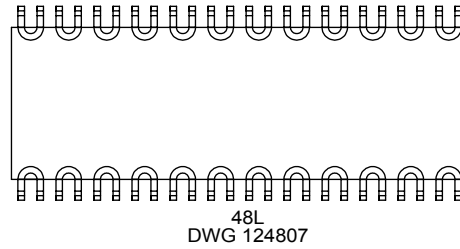
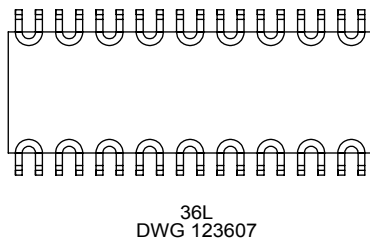
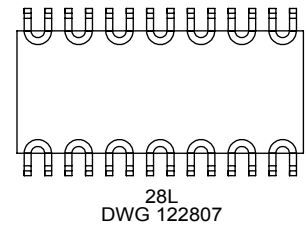
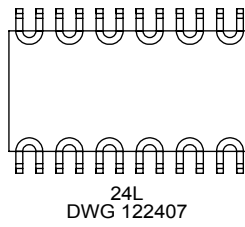
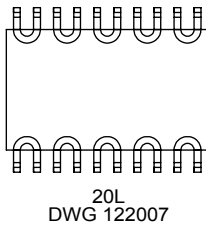
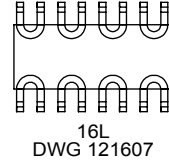
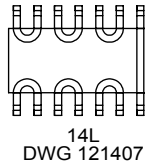
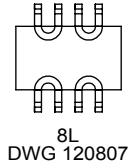
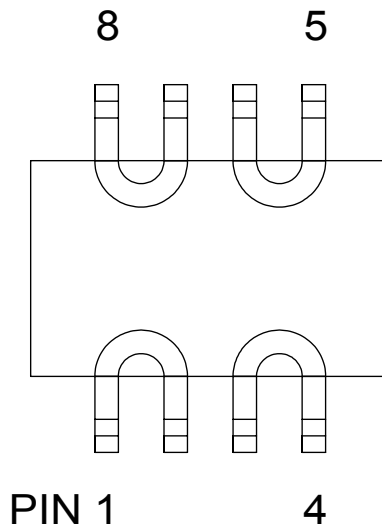


# DAISY CHAIN SSOP - SMALL OUTLINE PACKAGE



APPROVALS	DATE	<b>TopLine®</b>			
DRAWN T. Au	05/24/12	TITLE DAISY CHAIN SSOP - SMALL OUTLINE PACKAGE			
ENG M. Hart	05/24/12				
MFG		SCALE	SIZE	DRAWING NO.	REV
QA			A	121007	A
CUST		DO NOT SCALE DRAWING			SHEET 1 OF 10
REVISED					

# DAISY CHAIN TOP VIEW (INTERNAL CONNECTIONS)



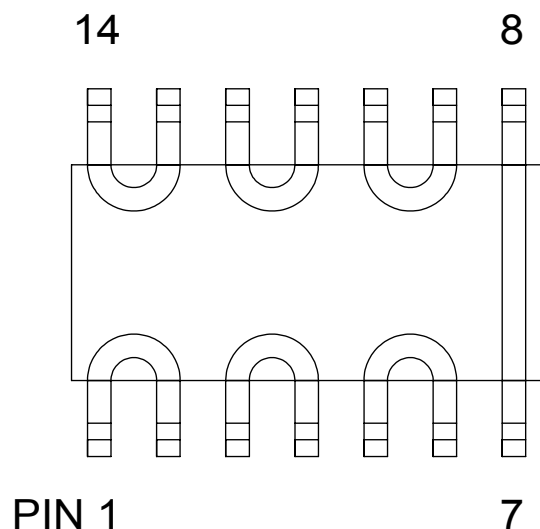
DAISY CHAIN NET LIST	
PINS	PINS
1 ~ 2	5 ~ 6
3 ~ 4	7 ~ 8

**NOTES:**

1. DAISY CHAIN WIRE BONDED TO INTERNAL PADS.
2. SEE NET LIST FOR CONNECTIONS BETWEEN PINS.
3. DRAWING NOT TO SCALE.

<b>TopLine®</b>			
TITLE		8L DAISY CHAIN PIN CONNECTIONS	
SCALE	SIZE A	DRAWING NO. 120807	REV A
DO NOT SCALE DRAWING			SHEET 2 OF 10

# DAISY CHAIN TOP VIEW (INTERNAL CONNECTIONS)



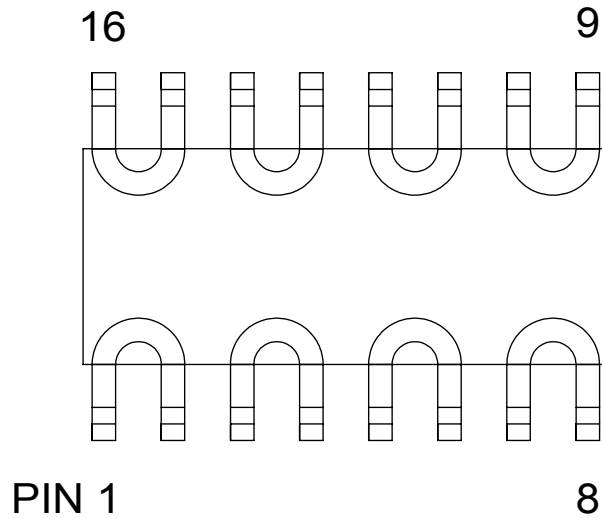
DAISY CHAIN NET LIST	
PINS	PINS
1 ~ 2	9 ~ 10
3 ~ 4	11 ~ 12
5 ~ 6	13 ~ 14
7 ~ 8	

**NOTES:**

1. DAISY CHAIN WIRE BONDED TO INTERNAL PADS.
2. SEE NET LIST FOR CONNECTIONS BETWEEN PINS.
3. DRAWING NOT TO SCALE.

<b>TopLine®</b>			
TITLE		14L DAISY CHAIN PIN CONNECTIONS	
SCALE	SIZE	DRAWING NO.	REV
	A	121407	A
DO NOT SCALE DRAWING			SHEET 3 OF 10

# DAISY CHAIN TOP VIEW (INTERNAL CONNECTIONS)



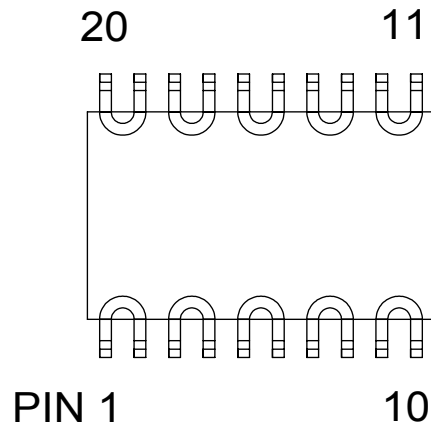
DAISY CHAIN NET LIST	
PINS	PINS
1 ~ 2	9 ~ 10
3 ~ 4	11 ~ 12
5 ~ 6	13 ~ 14
7 ~ 8	15 ~ 16

**NOTES:**

1. DAISY CHAIN WIRE BONDED TO INTERNAL PADS.
2. SEE NET LIST FOR CONNECTIONS BETWEEN PINS.
3. DRAWING NOT TO SCALE.

<b>TopLine®</b>			
TITLE		16L DAISY CHAIN PIN CONNECTIONS	
SCALE	SIZE	DRAWING NO.	REV
	A	121607	A
DO NOT SCALE DRAWING			SHEET 4 OF 10

# DAISY CHAIN TOP VIEW (INTERNAL CONNECTIONS)



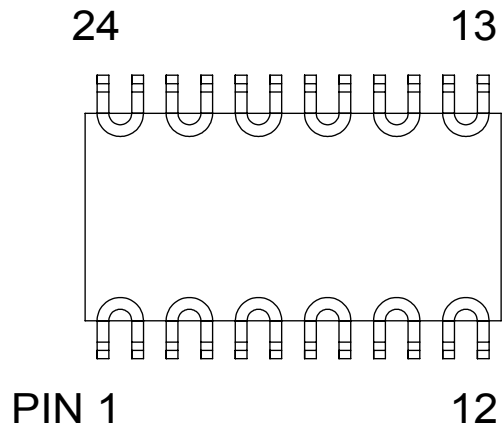
DAISY CHAIN NET LIST	
PINS	PINS
1 ~ 2	11 ~ 12
3 ~ 4	13 ~ 14
5 ~ 6	15 ~ 16
7 ~ 8	17 ~ 18
9 ~ 10	19 ~ 20

**NOTES:**

1. DAISY CHAIN WIRE BONDED TO INTERNAL PADS.
2. SEE NET LIST FOR CONNECTIONS BETWEEN PINS.
3. DRAWING NOT TO SCALE.

<b>TopLine®</b>			
TITLE		20L DAISY CHAIN PIN CONNECTIONS	
SCALE	SIZE	DRAWING NO.	REV
	A	122007	A
DO NOT SCALE DRAWING			SHEET 5 OF 10

# DAISY CHAIN TOP VIEW (INTERNAL CONNECTIONS)



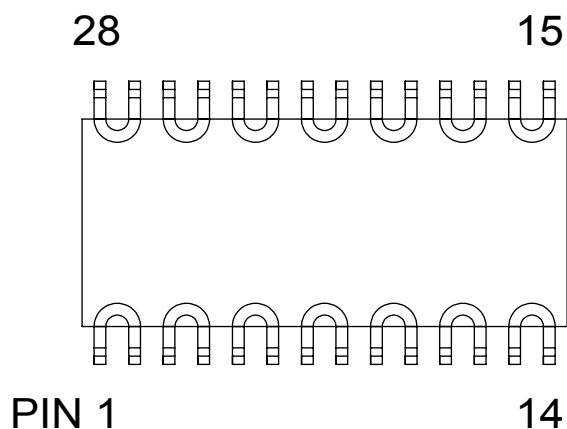
DAISY CHAIN NET LIST		
PINS	PINS	PINS
1 ~ 2	11 ~ 12	21 ~ 22
3 ~ 4	13 ~ 14	23 ~ 24
5 ~ 6	15 ~ 16	
7 ~ 8	17 ~ 18	
9 ~ 10	19 ~ 20	

**NOTES:**

1. DAISY CHAIN WIRE BONDED TO INTERNAL PADS.
2. SEE NET LIST FOR CONNECTIONS BETWEEN PINS.
3. DRAWING NOT TO SCALE.

<b>TopLine®</b>			
TITLE		24L DAISY CHAIN PIN CONNECTIONS	
SCALE	SIZE A	DRAWING NO. 122407	REV A
DO NOT SCALE DRAWING			SHEET 6 OF 10

# DAISY CHAIN TOP VIEW (INTERNAL CONNECTIONS)



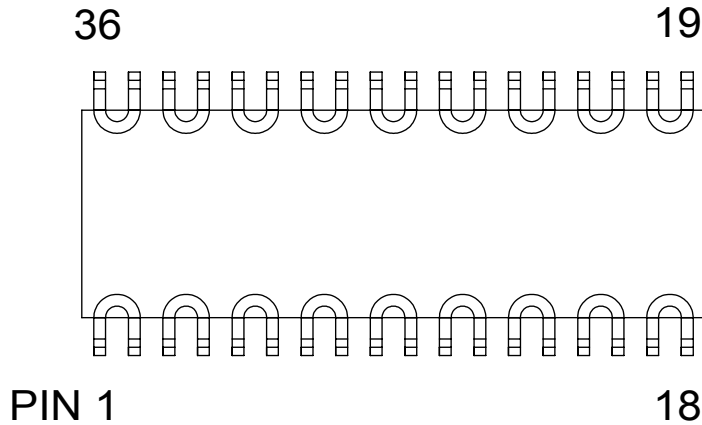
DAISY CHAIN NET LIST		
PINS	PINS	PINS
1 ~ 2	11 ~ 12	21 ~ 22
3 ~ 4	13 ~ 14	23 ~ 24
5 ~ 6	15 ~ 16	25 ~ 26
7 ~ 8	17 ~ 18	27 ~ 28
9 ~ 10	19 ~ 20	

**NOTES:**

1. DAISY CHAIN WIRE BONDED TO INTERNAL PADS.
2. SEE NET LIST FOR CONNECTIONS BETWEEN PINS.
3. DRAWING NOT TO SCALE.

<b>TopLine®</b>			
TITLE		28L DAISY CHAIN PIN CONNECTIONS	
SCALE	SIZE	DRAWING NO.	REV
	A	122807	A
DO NOT SCALE DRAWING			SHEET 7 OF 10

# DAISY CHAIN TOP VIEW (INTERNAL CONNECTIONS)



DAISY CHAIN NET LIST			
PINS	PINS	PINS	PINS
1 ~ 2	11 ~ 12	21 ~ 22	31 ~ 32
3 ~ 4	13 ~ 14	23 ~ 24	33 ~ 34
5 ~ 6	15 ~ 16	25 ~ 26	35 ~ 36
7 ~ 8	17 ~ 18	27 ~ 28	
9 ~ 10	19 ~ 20	29 ~ 30	

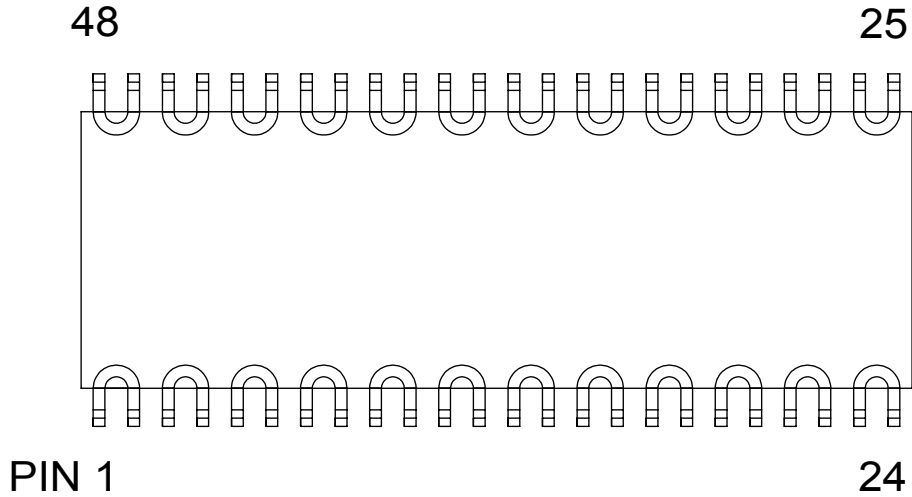
**NOTES:**

1. DAISY CHAIN WIRE BONDED TO INTERNAL PADS.
2. SEE NET LIST FOR CONNECTIONS BETWEEN PINS.
3. DRAWING NOT TO SCALE.

<b>TopLine®</b>			
TITLE		36L DAISY CHAIN PIN CONNECTIONS	
SCALE	SIZE	DRAWING NO.	REV
	A	123607	A
DO NOT SCALE DRAWING			SHEET 8 OF 10



# DAISY CHAIN TOP VIEW (INTERNAL CONNECTIONS)



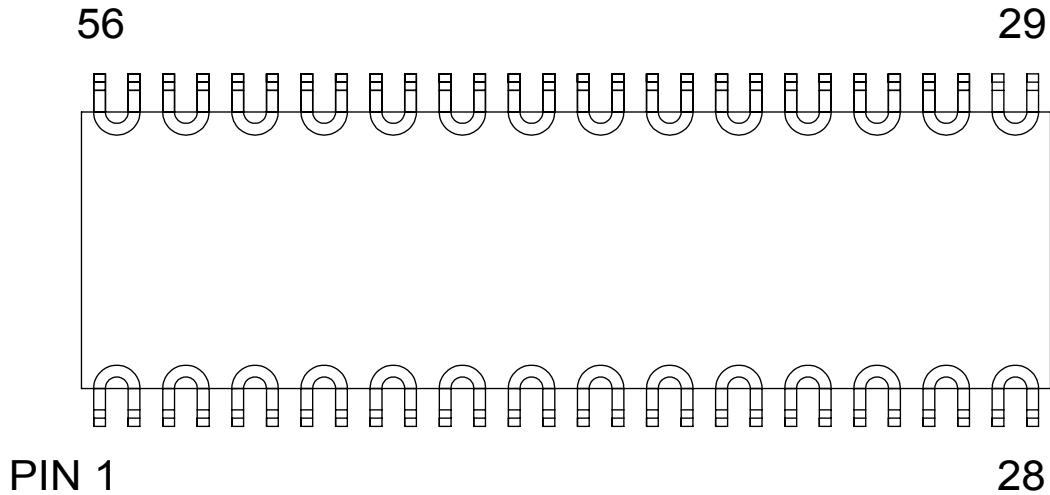
DAISY CHAIN NET LIST				
PINS	PINS	PINS	PINS	PINS
1 ~ 2	11 ~ 12	21 ~ 22	31 ~ 32	41 ~ 42
3 ~ 4	13 ~ 14	23 ~ 24	33 ~ 34	43 ~ 44
5 ~ 6	15 ~ 16	25 ~ 26	35 ~ 36	45 ~ 46
7 ~ 8	17 ~ 18	27 ~ 28	37 ~ 38	47 ~ 48
9 ~ 10	19 ~ 20	29 ~ 30	39 ~ 40	

**NOTES:**

1. DAISY CHAIN WIRE BONDED TO INTERNAL PADS.
2. SEE NET LIST FOR CONNECTIONS BETWEEN PINS.
3. DRAWING NOT TO SCALE.

<b>TopLine®</b>			
TITLE		48L DAISY CHAIN PIN CONNECTIONS	
SCALE	SIZE	DRAWING NO.	REV
	A	124807	A
DO NOT SCALE DRAWING			SHEET 9 OF 10

# DAISY CHAIN TOP VIEW (INTERNAL CONNECTIONS)



DAISY CHAIN NET LIST					
PINS	PINS	PINS	PINS	PINS	PINS
1 ~ 2	11 ~ 12	21 ~ 22	31 ~ 32	41 ~ 42	51 ~ 52
3 ~ 4	13 ~ 14	23 ~ 24	33 ~ 34	43 ~ 44	53 ~ 54
5 ~ 6	15 ~ 16	25 ~ 26	35 ~ 36	45 ~ 46	55 ~ 56
7 ~ 8	17 ~ 18	27 ~ 28	37 ~ 38	47 ~ 48	
9 ~ 10	19 ~ 20	29 ~ 30	39 ~ 40	49 ~ 50	

**NOTES:**

1. DAISY CHAIN WIRE BONDED TO INTERNAL PADS.
2. SEE NET LIST FOR CONNECTIONS BETWEEN PINS.
3. DRAWING NOT TO SCALE.

<b>TopLine®</b>			
TITLE		56L DAISY CHAIN PIN CONNECTIONS	
SCALE	SIZE	DRAWING NO.	REV
	A	125607	A
DO NOT SCALE DRAWING			SHEET 10 OF 10