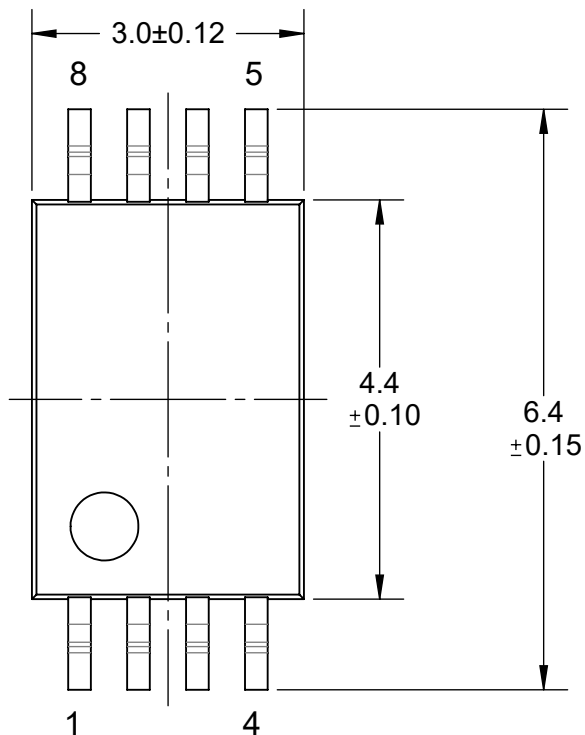
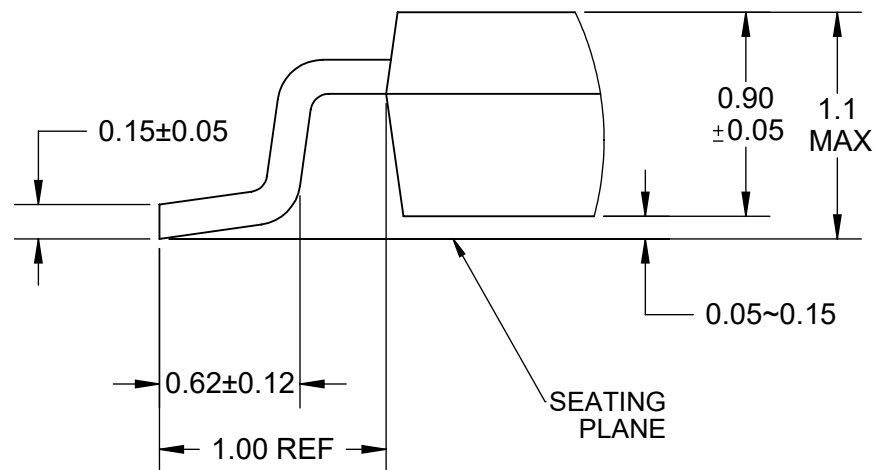


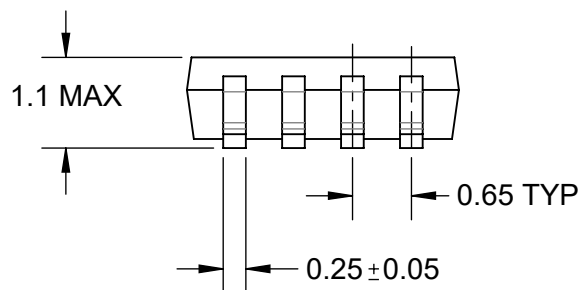
TOP VIEW



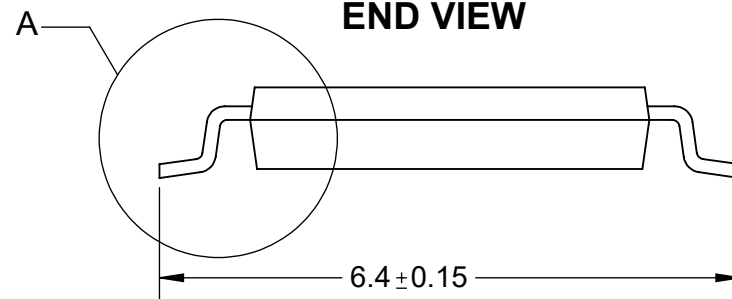
DETAIL A



SIDE VIEW



END VIEW

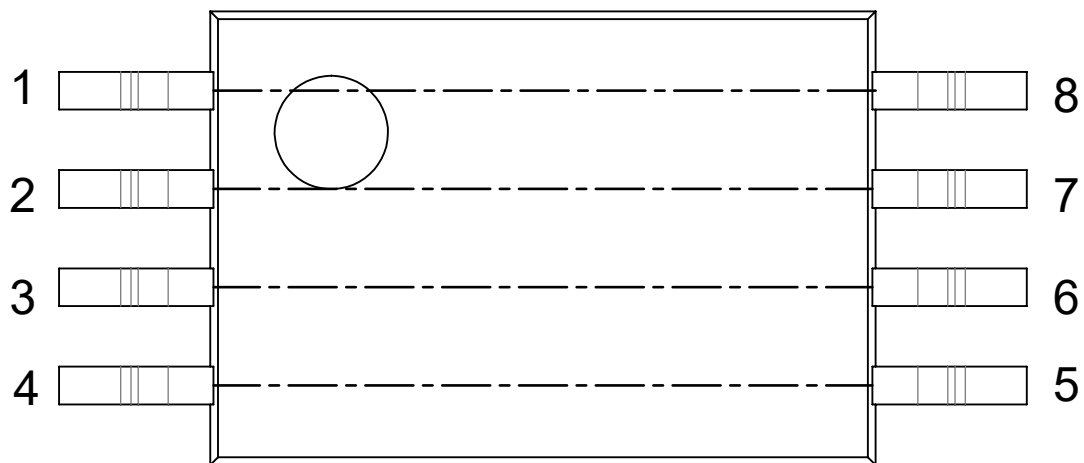


Notes: (Unless Otherwise Specified)

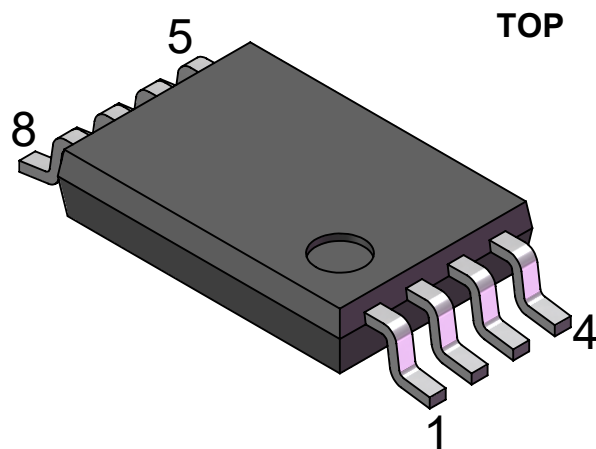
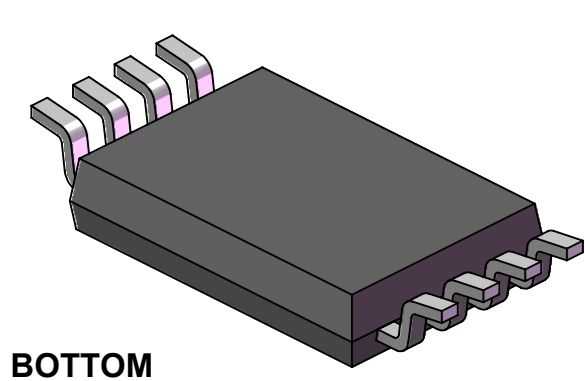
1. DIMENSIONS mm.
2. SEE JUMPER DIAGRAMS (PAGE 2).
3. SEE PART NUMBER CONFIGURATION (PAGE 3).
4. RECOMMENDED PC BOARD LAYOUT PATTERN (PAGE 5).

APPROVALS	DATE	TopLine®			
DRAWN T.Au	9/14/2020				
ENG M. Hart	9/14/2020	TITLE TSSOP8-DC28 ZERO OHM JUMPER			
MFG		SCALE	SIZE	DRAWING NO.	REV
QA		10:1	A	130828	A
CUST		DO NOT SCALE DRAWING			SHEET 1 OF 6
REVISED					

INTERNAL WIRING CIRCUIT (JUMPER) PART NUMBER SUFFIX TOP VIEW



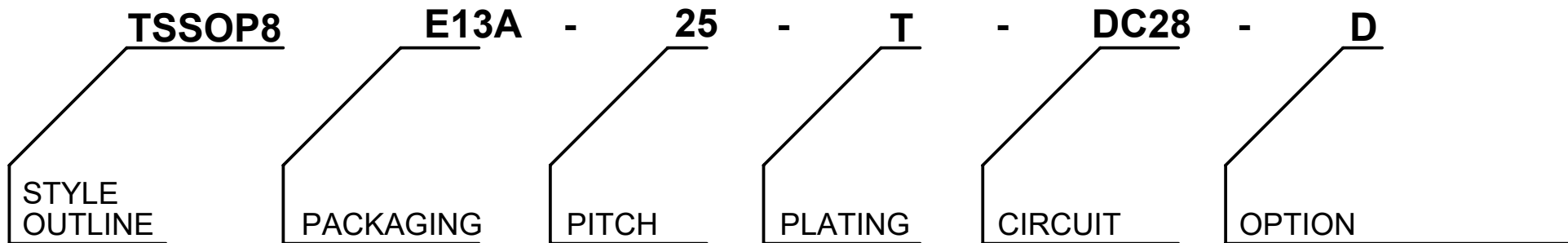
DC28
JUMPER
PIN 1-8 PIN 3-6
PIN 2-7 PIN 4-5



MODEL

TopLine®			
TITLE TSSOP8-DC28 ZERO OHM JUMPER			
SCALE 10:1	SIZE A	DRAWING NO. 130828	REV A
DO NOT SCALE DRAWING			SHEET 2 OF 6

PART NUMBERING SYSTEM



THIN SHRINK SMALL
OUTLINE
PACKAGE
8 LEADS

M = TUBE
E7A = 7" REEL
E13A = 13" REEL
E = CUT TAPE

25 = 0.65mm
OPTIONAL

T =
Pb-FREE
RoHS
LEAD FREE

Sn100
MATTE TIN

DC28 JUMPER
1~8, 2~7
3~6, 4~5

DX = CUSTOM JUMPER
CONTACT TOPLINE

BLANK - COMMERCIAL GRADE
(STANDARD)

D = INTERNAL DUMMY DIE

PART NUMBER	SHORTED PINS	NOTES	RoHS Pb-FREE	MSL LEVEL	PACKAGING
TSSOP8M25-T-DC28D	1~8, 2~7 3~6, 4~5	JUMPER	YES	1	TUBE
TSSOP8E25-T-DC28D	1~8, 2~7 3~6, 4~5	JUMPER	YES	1	CUT TAPE
TSSOP8E7A25-T-DC28D	1~8, 2~7 3~6, 4~5	JUMPER	YES	1	7" REEL
TSSOP8E13A25-T-DC28D	1~8, 2~7 3~6, 4~5	JUMPER	YES	1	13" REEL

TopLine®

TITLE
TSSOP8-DC28
ZERO OHM JUMPER

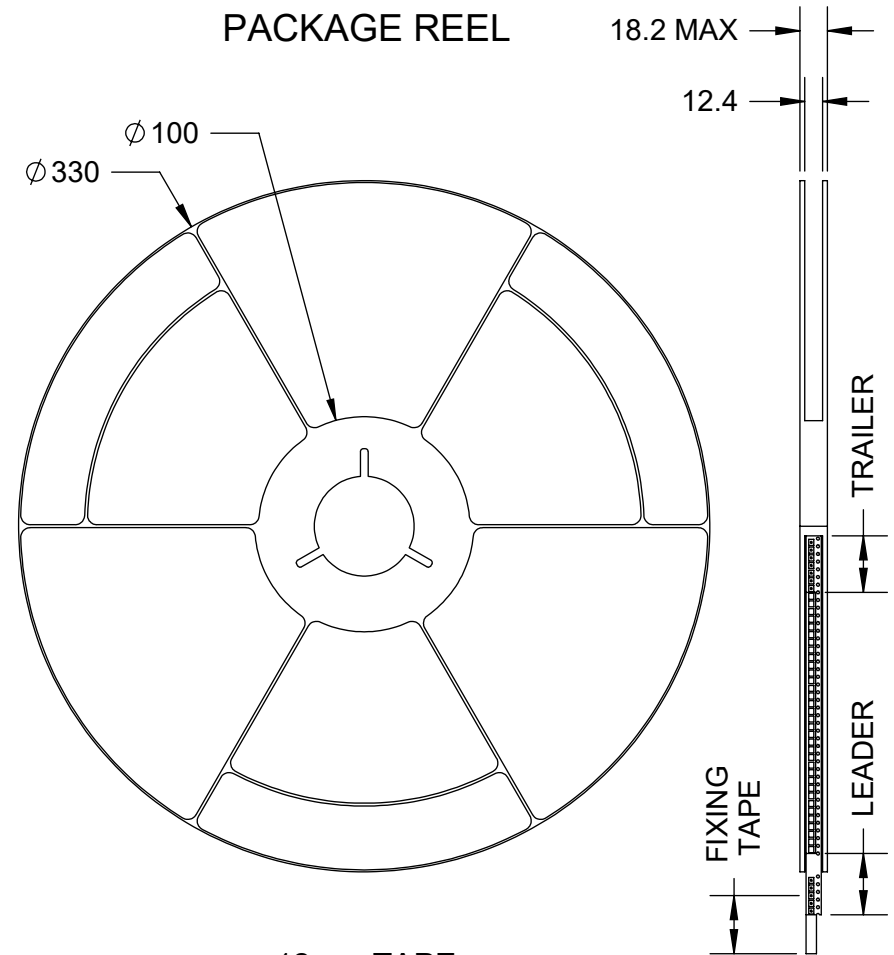
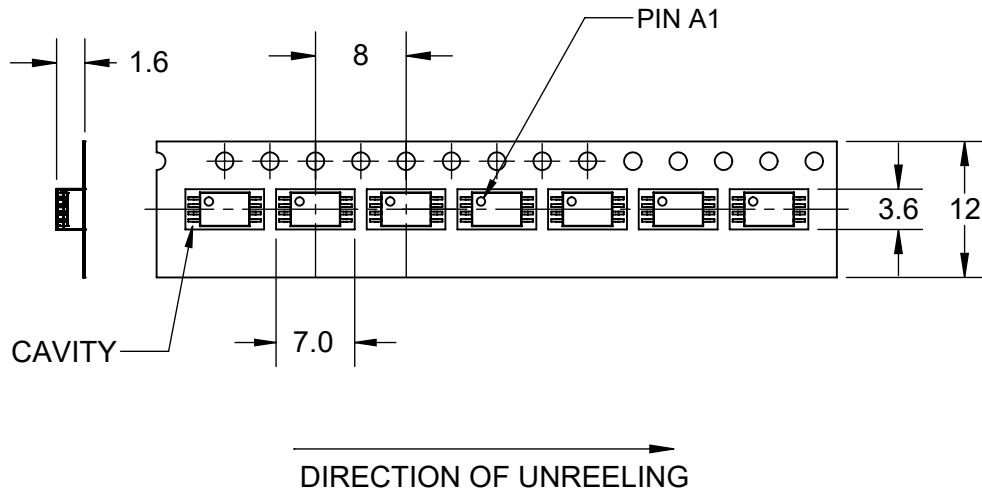
SCALE NONE	SIZE A	DRAWING NO. 130828	REV A
---------------	-----------	-----------------------	----------

DO NOT SCALE DRAWING

SHEET 3 OF 6

TAPE SPECIFICATION TSSOP8 SURFACE MOUNT DEVICE

TAPE DIMENSIONS

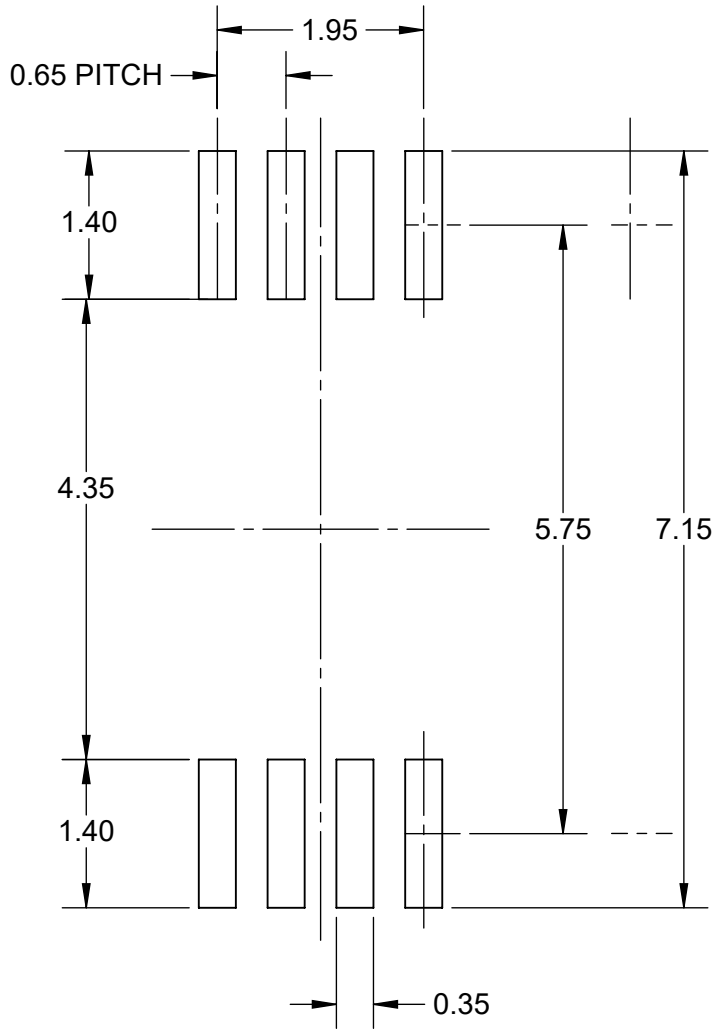


12mm TAPE
1000~3000 PCS

ALL DIMENSIONS IN mm.

TopLine®			
TITLE TSSOP8-DC28 ZERO OHM JUMPER			
SCALE 3:2	SIZE A	DRAWING NO. 130828	REV A
DO NOT SCALE DRAWING			SHEET 4 OF 6

PCB BOARD LAND PATTERN

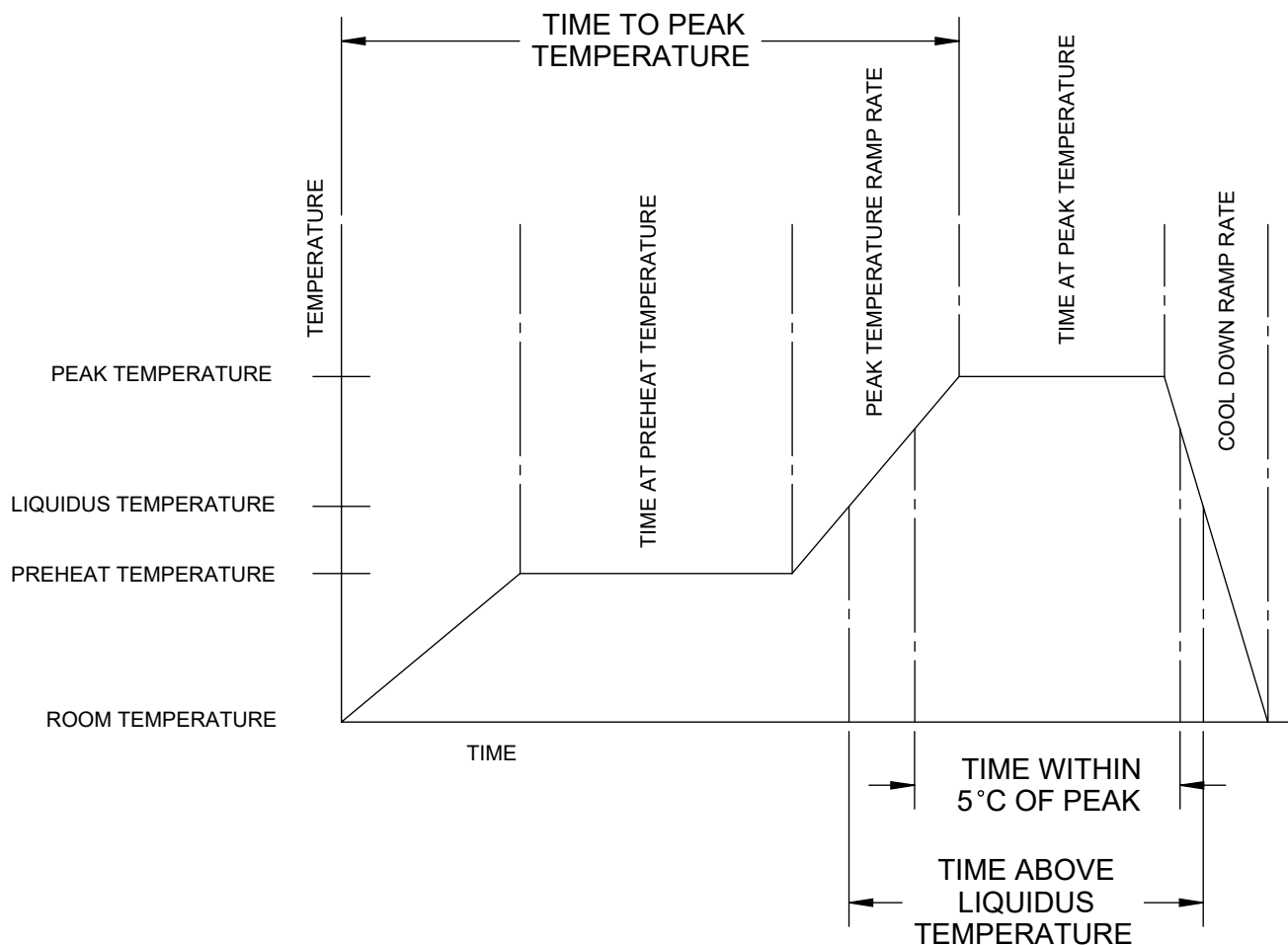


Notes: (Unless Otherwise Specified)

1. DIMENSIONS ARE IN mm.
2. PCB BOARD DIMENSIONS ARE PRESENTED ONLY AS A GUIDELINE.
3. DESIGNERS SHOULD USE THEIR OWN EXPERIENCE WHEN DESIGNING PCB.

TopLine[®]			
TITLE		TSSOP8-DC28 ZERO OHM JUMPER	
SCALE	SIZE	DRAWING NO.	REV
12:1	A	130828	A
DO NOT SCALE DRAWING			SHEET 5 OF 6

LEAD FREE REFLOW PROFILE OF SMD PACKAGE



DESCRIPTION	REQUIREMENT
AVERAGE PREHEAT RAMP RATE	3°C /SECOND MAXIMUM
PREHEAT TEMPERATURE	150°C MINIMUM, 200°C MAXIMUM
PREHEAT TIME	60 TO 80 SECONDS
RAMP TO PEAK	3°C /SECOND MAXIMUM
TIME OVER LIQUIDUS (217°C)	60 TO 150 SECONDS
PEAK TEMPERATURE	260°C +0/-5°C
TIME WITHING 5°C OF PEAK	20 TO 40 SECONDS
RAMP - COOL DOWN	6°C /SECONDS MAXIMUM
TIME 25°C TO PEAK	6 MINUTES MAXIMUM

TopLine®			
TITLE TSSOP8-DC28 ZERO OHM JUMPER			
SCALE	SIZE	DRAWING NO.	REV
NONE	A	130828	A
DO NOT SCALE DRAWING			SHEET 6 OF 6