




<u>BALLS</u>	<u>PITCH</u>	<u>SIZE</u>	<u>MATRIX</u>	<u>ROWS</u>	<u>CENTER</u>	<u>MAT'L</u>
388	1.27mm	35mm SQ	26 x 26	4	6 x 6	BT


BALL VIEW



BOTTOM SIDE (TOP X-RAY VIEW)



TEST VEHICLE BOARD



AFTER MOUNTING TO TEST BOARD

BGA388T1.27-ISO

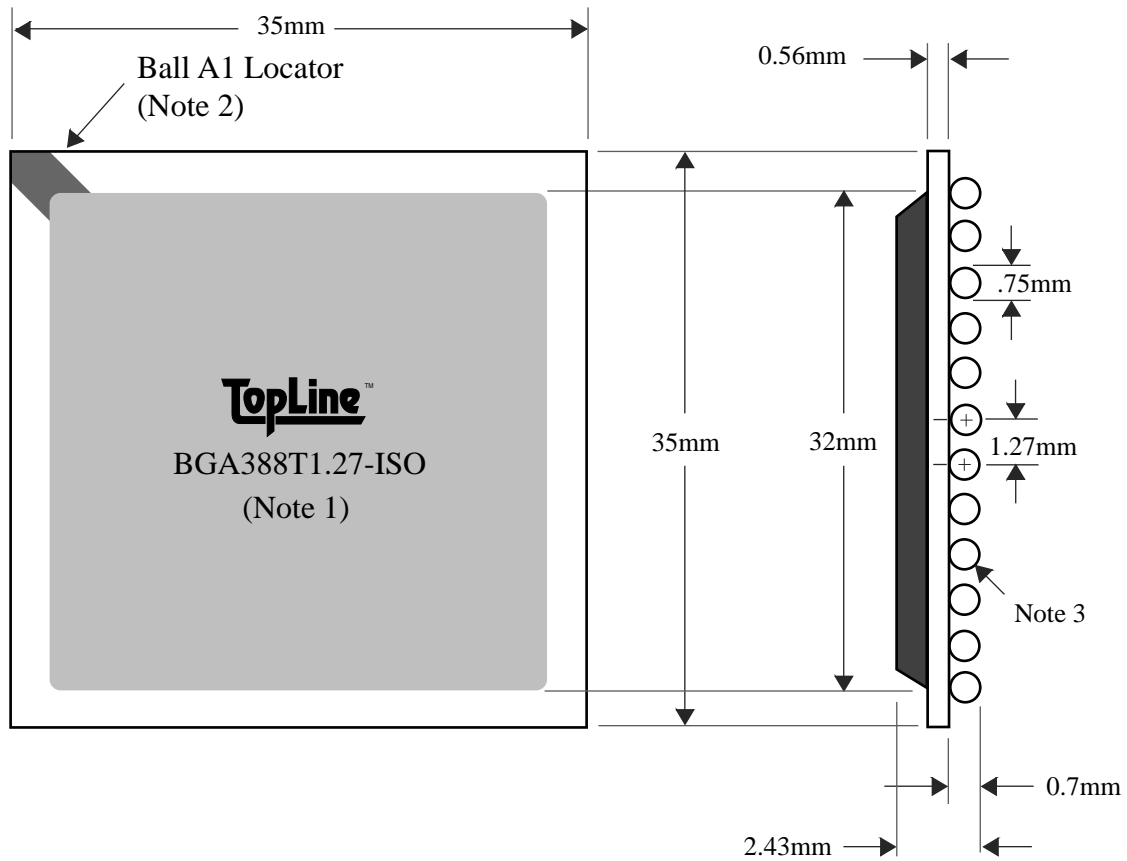


TEL 1-714-898-3830
info@toplinedummy.com

<u>BALLS</u>	<u>PITCH</u>	<u>SIZE</u>	<u>MATRIX</u>	<u>ROWS</u>	<u>CENTER</u>	<u>MAT'L</u>
388	1.27mm	35mm SQ	26 x 26	4	6 x 6	BT

TOP VIEW

SIDE VIEW



NOTES		REVISIONS		
Note 1	Logo and part number centered White ink or laser marked	<u>Rev</u>	<u>Date</u>	<u>Changes</u>
Note 2	Ball A1 locator mark positioned in corner			
Note 3	Ball Material: 63/37 SnPb	PACKAGING TRAYS		
Note 4	Substrate Material: BT laminate	Tray BGATRAY35mm-3x8 Tray Quantity 24		