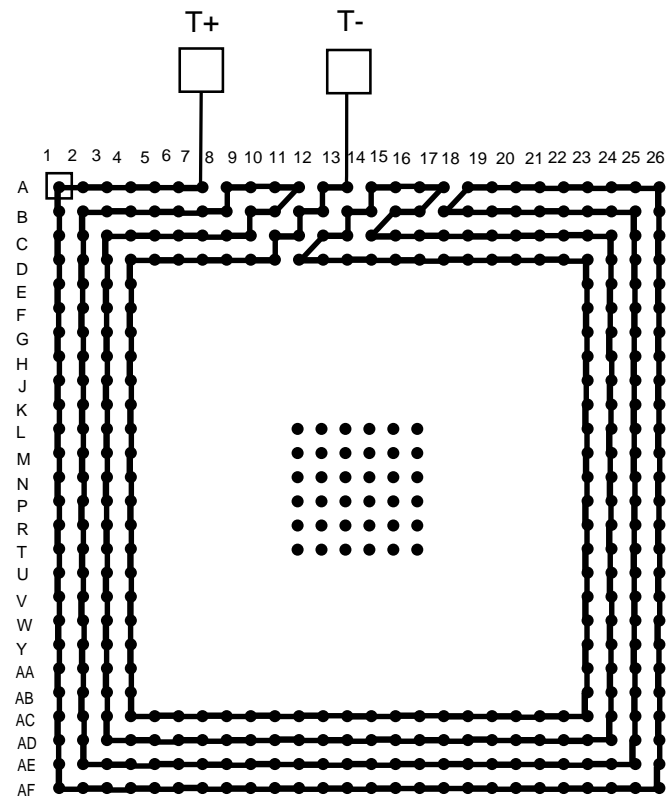
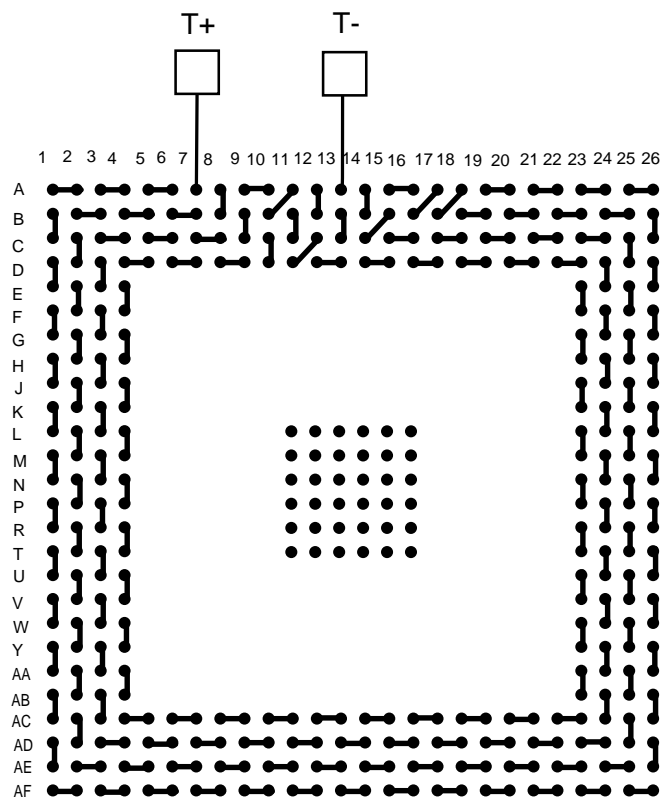




<u>BALLS</u>	<u>PITCH</u>	<u>SIZE</u>	<u>MATRIX</u>	<u>ROWS</u>	<u>CENTER</u>	<u>MAT'L</u>
388	1.27mm	35mm SQ	26 x 26	4	6 x 6	FR4

LBGA388T1.27-DC72

BALL VIEW

BOTTOM SIDE (TOP X-RAY VIEW)



TEST VEHICLE BOARD

AFTER MOUNTING TO TEST BOARD

LBGA388T1.27-DC72

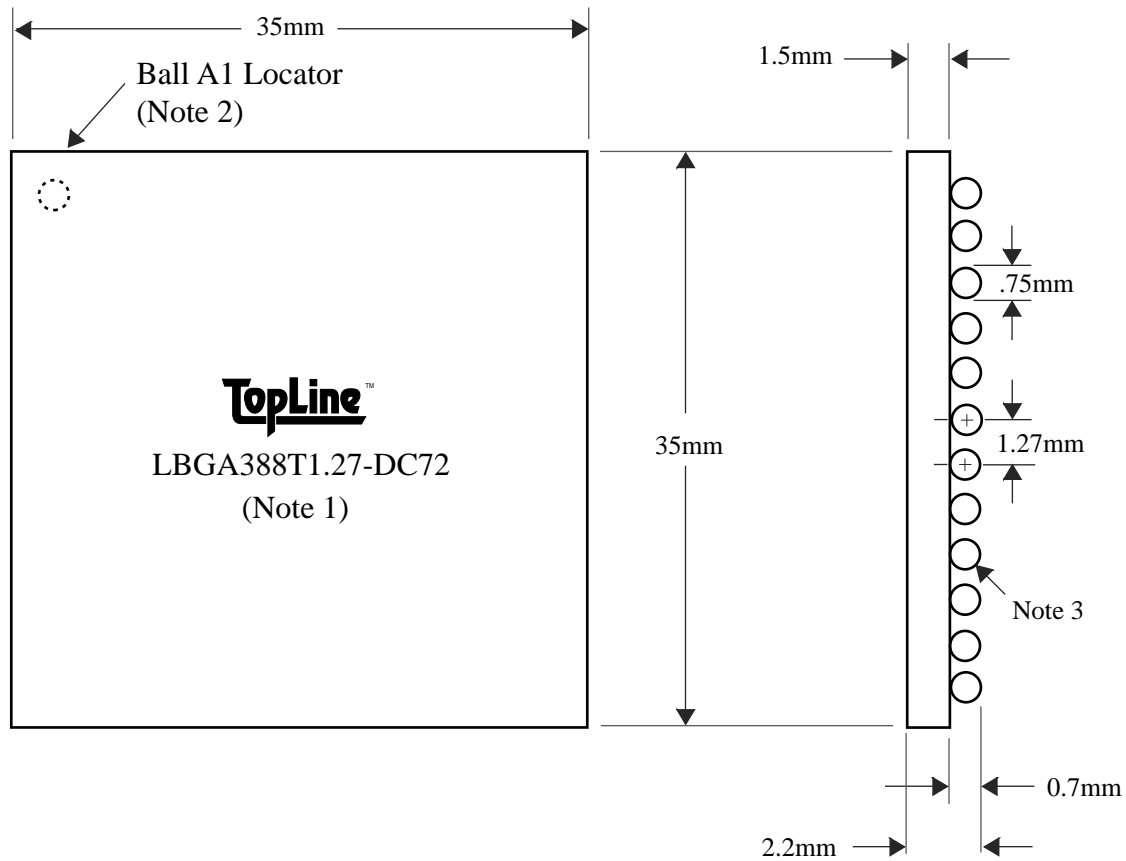


TEL 1-714-898-3830
info@toplinedummy.com

BALLS	PITCH	SIZE	MATRIX	ROWS	CENTER	MAT'L
388	1.27mm	35mm SQ	26 x 26	4	6 x 6	FR4

TOP VIEW

SIDE VIEW



NOTES		REVISIONS		
Note 1	Logo and part number centered White ink on black solder mask	Rev	Date	Changes
Note 2	Ball A1 locator mark positioned in corner			
Note 3	Ball Material: 62/36/2 SnPbAg			
Note 4	Substrate Material: FR4 laminate			
		PACKAGING TRAYS		
		Tray BGATRAY35mm-3x8 Tray Quantity 24		