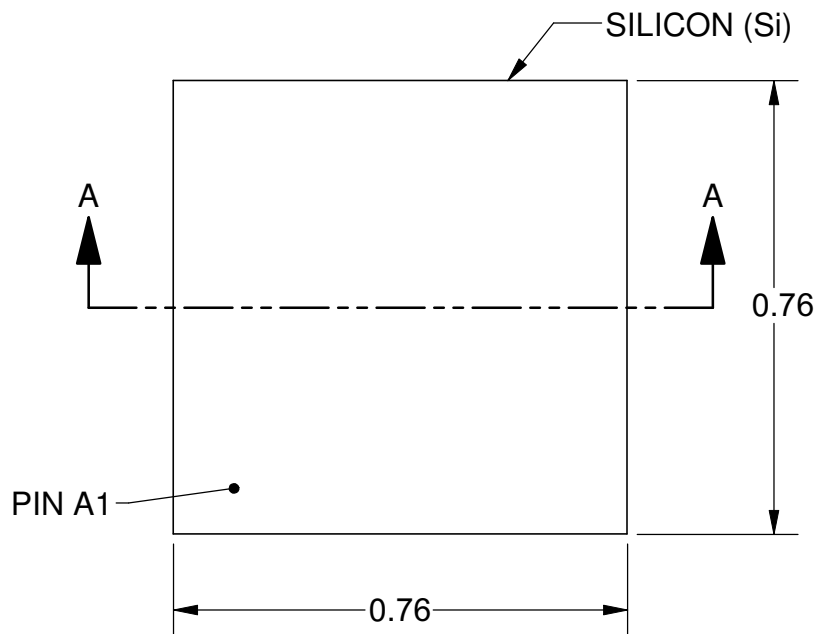
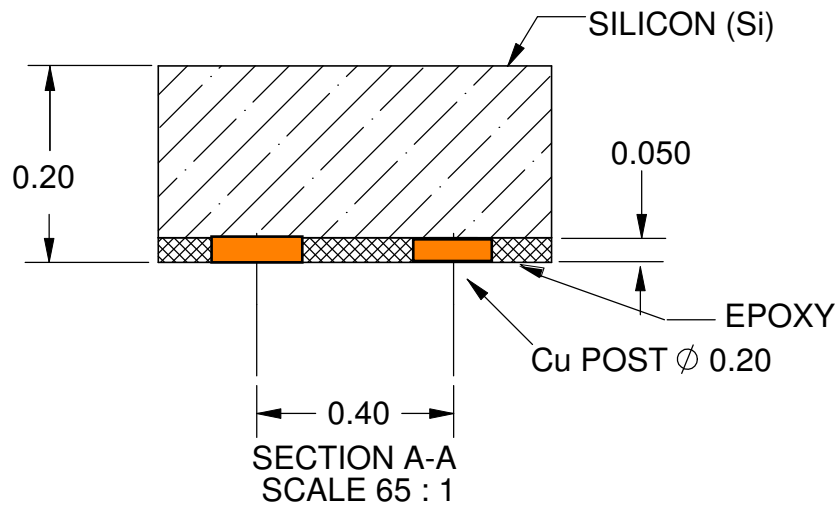
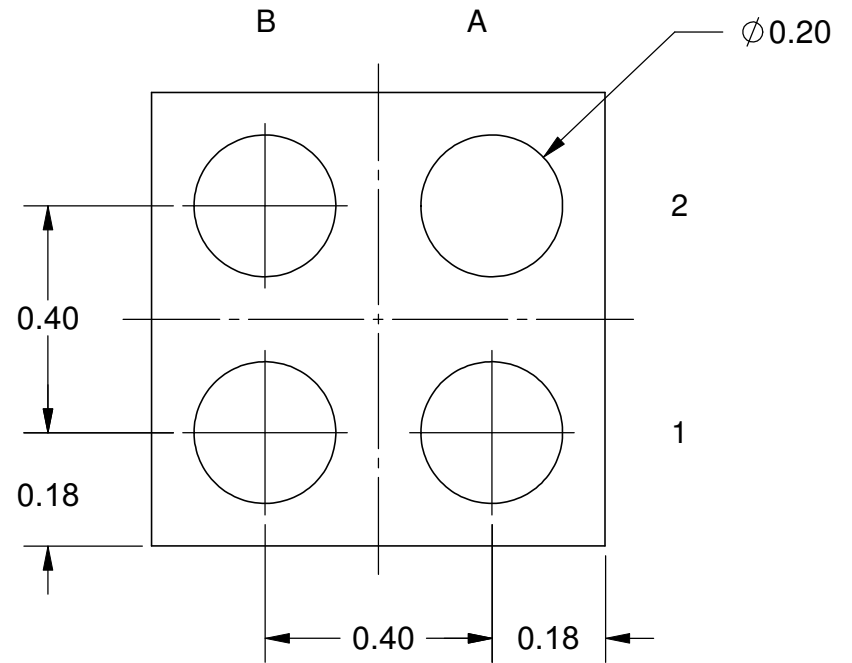


TOP VIEW



PAD VIEW

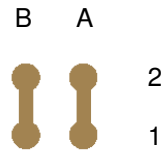


- Notes: (Unless Otherwise Specified).
 1) ALL DIMENSIONS ARE IN MM.
 2) PAD ALLOY: Cu (50um Thick)
 3) PAD Cu DIAMETER: 0.20mm.
 4) DIE MATERIAL: Si (SILICON).
 5) DAISY CHAIN PATTERN (SEE PAGE 2).

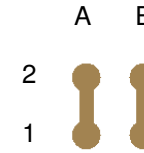
TOLERANCE UNLESS NOTED		APPROVALS		DATE		TopLine [®]							
X.X	+/- 0.3	DRAWN J. Hines		1/15/2011						TITLE eWLP4T.4-DC022D 4-PAD P=0.4mm (TEG0408)			
X.XX	+/- 0.03	ENG				SCALE 75:1		SIZE A					
X.XXX	+/- 0.003	MFG								DO NOT SCALE DRAWING			
ANGLES +/- 0.5°		QA				SHEET 1 OF 2							
ALL DIMENSIONS IN <input type="checkbox"/> INCHES <input checked="" type="checkbox"/> MILLIMETERS		CUST											
THIRD ANGLE PROJECTION		REVISED											

DAISY CHAIN PATTERN

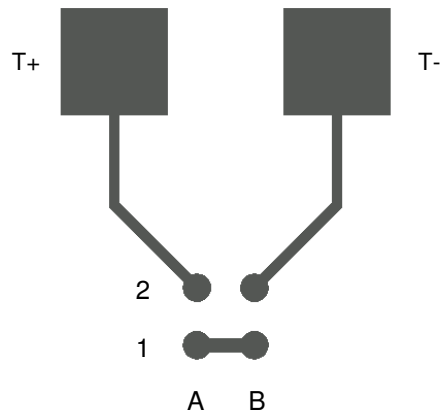
PAD VIEW



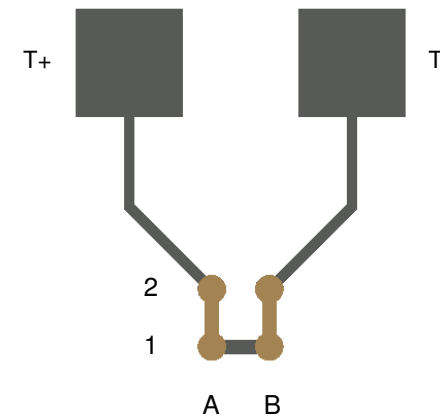
BOTTOM SIDE
(TOP X-RAY VIEW)



TOP VIEW



AFTER MOUNTING
TO TEST BOARD
(TOP X-RAY VIEW)



TEST VEHICLE BOARD

Notes:

- 1) PCB BOARD DIMENSIONS ARE PRESENTED ONLY AS A GUIDELINE. DESIGNERS SHOULD USE THEIR OWN EXPERIENCE WHEN DESIGNING PCB.

TopLine ®			
TITLE eWLP4T.4-DC022D 4-PAD P=0.4mm (TEG0408)			
SCALE 19:1	SIZE A	DRAWING NO. 640220	REV A
DO NOT SCALE DRAWING		SHEET 2 OF 2	