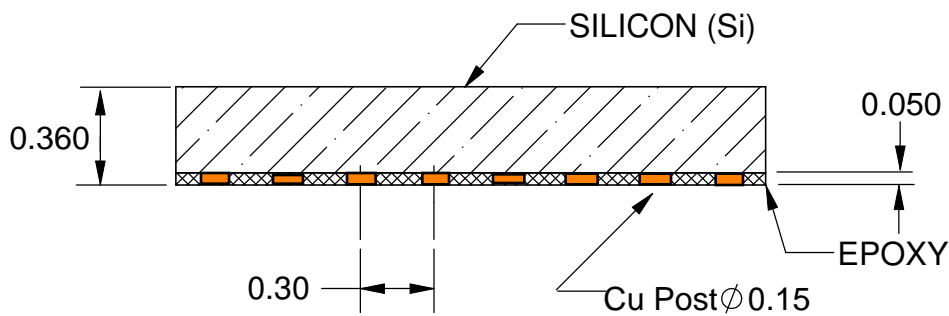
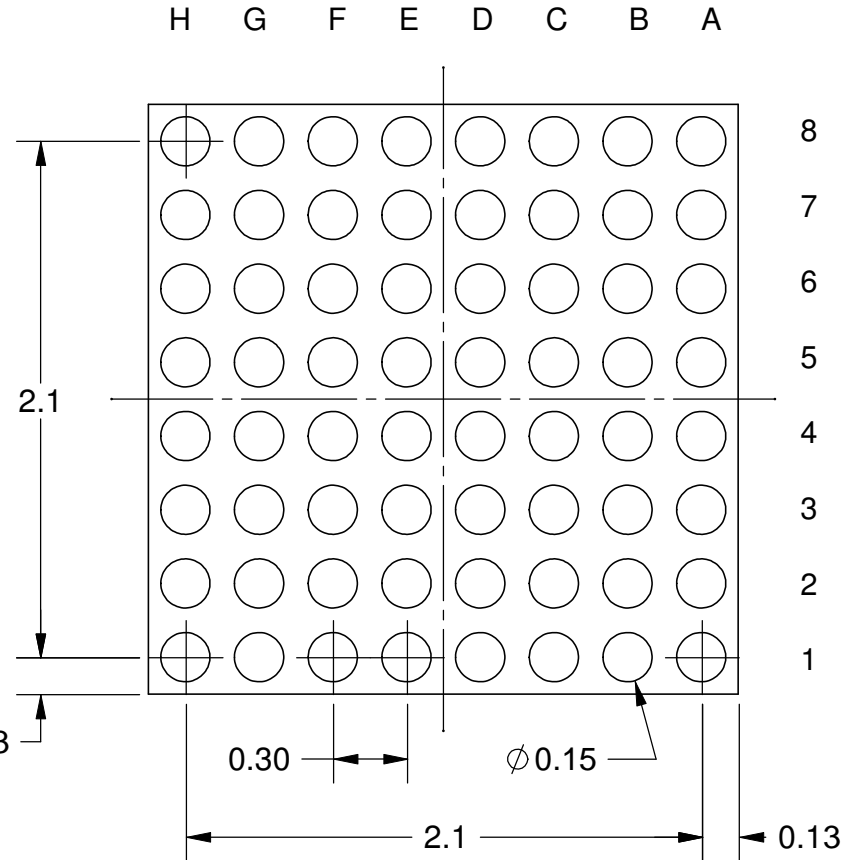
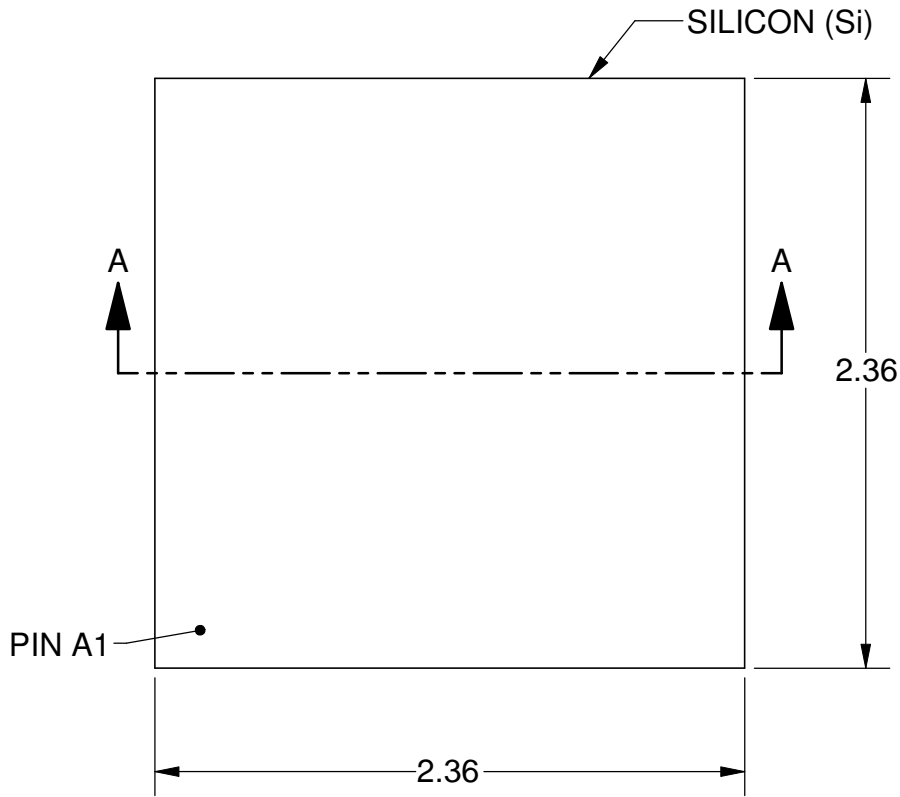


TOP VIEW

PAD VIEW



SECTION A-A

Notes: (Unless Otherwise Specified).


- 1) ALL DIMENSIONS ARE IN MM.
- 2) PAD ALLOY: Cu Post (50um Thick)

- 3) PAD Cu DIAMETER: 0.15mm.
- 4) DIE MATERIAL: Si (SILICON).
- 5) DAISY CHAIN PATTERN (SEE PAGE 2).


TOLERANCE UNLESS NOTED		APPROVALS		DATE		<b>TopLine</b> <sup>®</sup>							
X.X	+/- 0.3	DRAWN J. Hines		12/29/2010						TITLE eWLP64T.3-DC088D3 64-L P=0.3mm (TEG0306)			
X.XX	+/- 0.03	ENG				SCALE 32.5:1		SIZE A					
X.XXX	+/- 0.003	MFG								DO NOT SCALE DRAWING			
ALL DIMENSIONS IN		THIRD ANGLE PROJECTION		REVIS		SHEET 1 OF 2							
INCHES <input type="checkbox"/> MILLIMETERS <input checked="" type="checkbox"/>				REVISED									

# DAISY CHAIN PATTERN

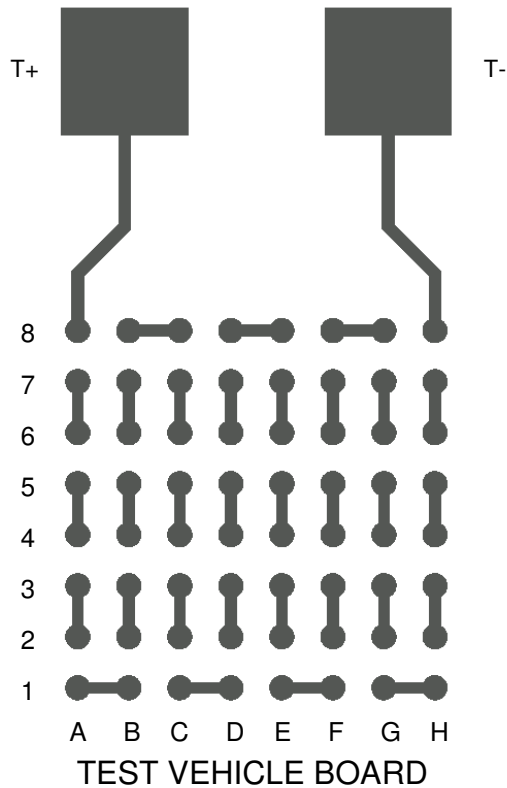
PAD VIEW



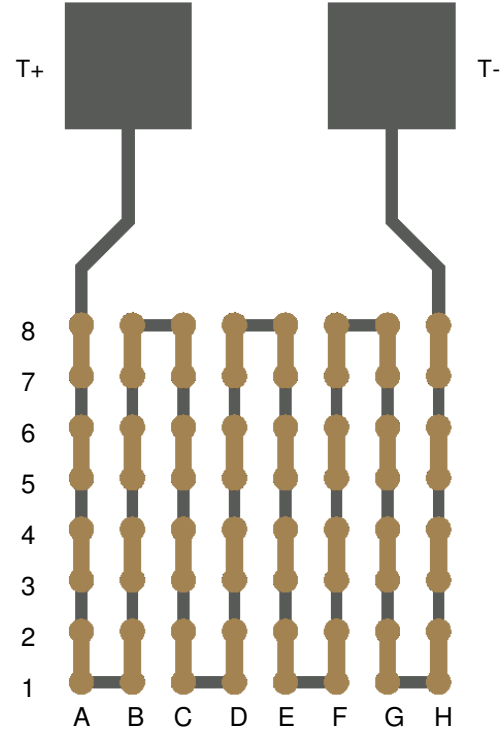
BOTTOM SIDE  
(TOP X-RAY VIEW)



TOP VIEW



AFTER MOUNTING  
TO TEST BOARD  
(TOP X-RAY VIEW)



**Notes:**

- 1) PCB BOARD DIMENSIONS ARE PRESENTED ONLY AS A GUIDELINE. DESIGNERS SHOULD USE THEIR OWN EXPERIENCE WHEN DESIGNING PCB.

<b>TopLine</b> ®			
TITLE eWLP64T.3-DC088D3 64-L P=0.3mm (TEG0306)			
SCALE 22.5:1	SIZE A	DRAWING NO. 730880	REV A
DO NOT SCALE DRAWING		SHEET 2 OF 2	