



US00D842351S

(12) **United States Design Patent**
Hart

(10) **Patent No.:** **US D842,351 S**

(45) **Date of Patent:** **** Mar. 5, 2019**

- (54) **TOROIDAL SHAPED PARTICLE IMPACT DAMPER**
- (71) Applicant: **TopLine Corporation**, Irvine, CA (US)
- (72) Inventor: **Martin B. Hart**, Irvine, CA (US)
- (73) Assignee: **TopLine Corporation**, Irvine, CA (US)
- (**) Term: **15 Years**
- (21) Appl. No.: **29/634,593**
- (22) Filed: **Jan. 23, 2018**
- (51) **LOC (11) Cl.** **15-09**
- (52) **U.S. Cl.**
USPC **D15/138**
- (58) **Field of Classification Search**
USPC D15/138, 143
CPC F16F 7/015
See application file for complete search history.

(56) **References Cited**

U.S. PATENT DOCUMENTS

2,667,237	A	1/1954	Rabinow	
2,790,697	A *	4/1957	Wockenfuss B41J 2/23 101/110
3,141,523	A	7/1964	Dickie	
3,250,508	A *	5/1966	Kfoury F16F 15/02 188/378
3,871,496	A *	3/1975	Wigal F16F 9/30 188/268
4,040,686	A *	8/1977	F'Geppert F16C 19/06 384/527
4,429,656	A *	2/1984	Weisenberger G10K 5/00 116/137 R
4,504,044	A	3/1985	Shtarkman	
4,561,476	A *	12/1985	Bunkoczy B65D 88/04 141/311 R

(Continued)

OTHER PUBLICATIONS

U.S. Appl. No. 15/727,371, filed Oct. 6, 2017, Hart.

Primary Examiner — Patricia A Palasik
(74) *Attorney, Agent, or Firm* — Knobbe, Martens, Olson & Bear LLP

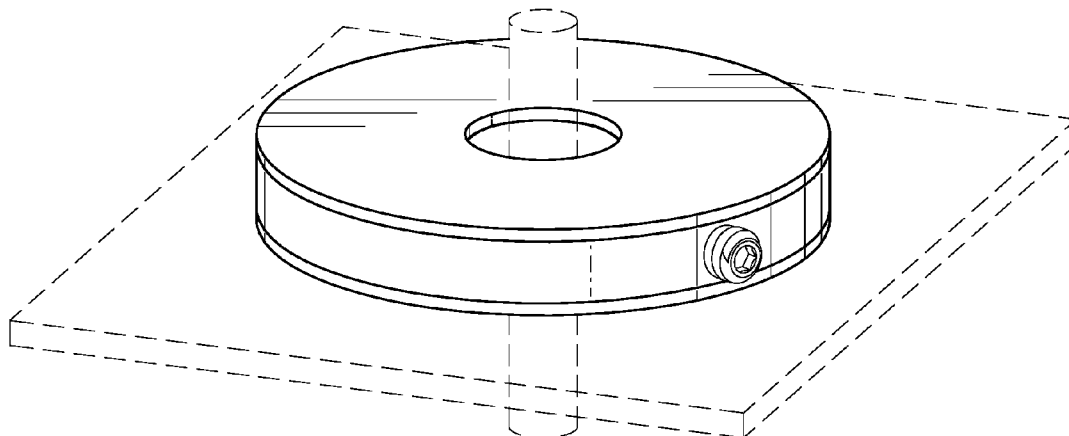
(57) **CLAIM**

I claim the ornamental design for a toroidal shaped particle impact damper, as shown and described.

DESCRIPTION

FIG. 1 is a perspective top view of a toroidal shaped particle impact damper, according to my new design, with a disclaimed motor shaft extending through the damper;
 FIG. 2 is a perspective top view of the toroidal shaped particle impact damper with a disclaimed motor shaft extending through the damper mounted onto a disclaimed printed circuit board;
 FIG. 3 is a cross-sectional view of the toroidal shaped particle impact damper along line 3-3 in FIG. 1;
 FIG. 4 is an exploded view of the cross-sectional side view of the toroidal shaped particle impact damper in FIG. 3;
 FIG. 5 is a top cross-sectional view of the toroidal shaped particle impact damper along line 5-5 in FIG. 1.
 FIG. 6 is a top planar view of the toroidal shaped particle impact damper;
 FIG. 7 is a bottom planar view of the toroidal shaped particle impact damper;
 FIG. 8 is a front view of the toroidal shaped particle impact damper;
 FIG. 9 is a rear view of the toroidal shaped particle impact damper;
 FIG. 10 is a right side view of the toroidal shaped particle impact damper; and,
 FIG. 11 is a left side view of the toroidal shaped particle impact damper.
 The broken lines depict features that form no part of the claimed design.

1 Claim, 11 Drawing Sheets



(56)

References Cited

U.S. PATENT DOCUMENTS

4,790,472	A *	12/1988	Bunkoczy	B65D 88/04	220/566	2002/0011832	A1 *	1/2002	Berkcan	G01R 15/181
4,795,016	A *	1/1989	Schisler	F16D 25/048	192/85.15	2002/0148971	A1 *	10/2002	Sogard	H01J 37/141
4,865,324	A *	9/1989	Nesis	A63F 9/0811	273/155	2003/0117031	A1 *	6/2003	Wang	H02K 7/09
4,873,888	A *	10/1989	Matsuyama	F16F 15/173	74/573.1	2004/0015154	A1 *	1/2004	Harper	A61M 5/14276
4,944,875	A *	7/1990	Gaignet	B01D 35/303	210/232	2004/0070307	A1 *	4/2004	Haugan	H02K 21/24
5,409,236	A *	4/1995	Therrien	A63F 9/1204	273/156	2005/0284576	A1 *	12/2005	America	B08B 7/0035
D394,697	S *	5/1998	Liang	D23/209	267/140.11	2006/0111032	A1 *	5/2006	Weston	B24D 7/18
5,788,232	A *	8/1998	Binkley	A63F 9/0811	273/153 S	2006/0180420	A1	8/2006	Rongong	F01D 5/34
5,834,689	A *	11/1998	Cook	H01L 23/142	174/50	2007/0071605	A1 *	3/2007	Gazzillo	F01D 5/34
6,151,930	A *	11/2000	Carlson	D06F 37/20	68/12.06	2007/0078477	A1 *	4/2007	Heneveld, Sr.	A61B 17/0218
6,547,049	B1	4/2003	Tomlinson	A63H 33/12	446/111	2007/0186784	A1 *	8/2007	Liverani	A47J 31/0668
7,234,986	B2 *	6/2007	Kowalski	A63H 33/12	446/111	2007/0262875	A1 *	11/2007	El-Ibiary	G06K 19/041
7,839,041	B2 *	11/2010	Mohler	H02K 21/24	310/156.32	2008/0157914	A1 *	7/2008	Pokharna	H01F 27/306
D638,096	S *	5/2011	Taylor	D23/209	267/140.11	2009/0044561	A1 *	2/2009	Dalton	B67D 1/06
8,177,201	B2 *	5/2012	Goudie	F16F 3/087	188/298	2010/0320046	A1	12/2010	Provost	F01C 9/002
8,272,786	B2 *	9/2012	Cottrell	B64D 27/26	188/298	2011/0239981	A1 *	10/2011	Cunningham	F01C 9/002
8,905,637	B2 *	12/2014	Tybinkowski	A61B 6/04	378/209	2012/0024646	A1	2/2012	Tsugihashi	H01M 10/121
D735,292	S *	7/2015	Johnson	D23/207	267/140.11	2012/0052352	A1 *	3/2012	Brilmyer	H01M 10/121
D736,284	S *	8/2015	Maurer	D15/143	267/140.11	2012/0168271	A1	7/2012	Ryaboy	F16C 33/6659
9,521,753	B1	12/2016	Hunt	F01C 9/002	267/140.11	2015/0252851	A1 *	9/2015	Tate	F16C 33/6659
9,835,083	B2 *	12/2017	Cunningham	F01C 9/002	267/140.11	2017/0016327	A1 *	1/2017	Yaakoby	F02B 71/00
10,006,513	B1 *	6/2018	Wang	F16F 7/015	267/140.11	2017/0071826	A1 *	3/2017	Py	A61J 1/1406
10,021,779	B1	7/2018	Hart	F16F 7/015	267/140.11	2017/0144090	A1 *	5/2017	Lin	B01D 27/08

* cited by examiner

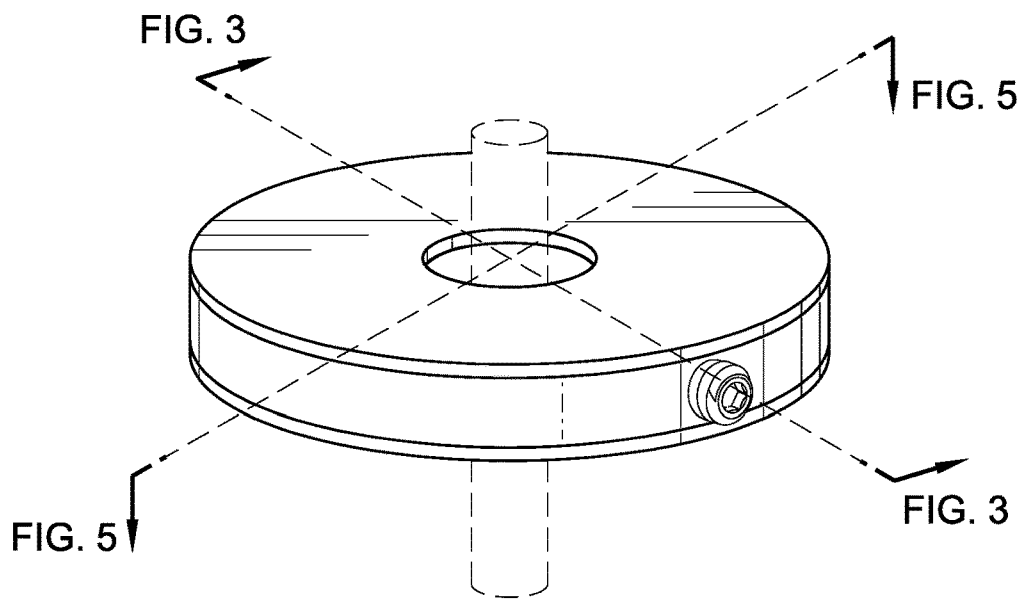


FIG. 1

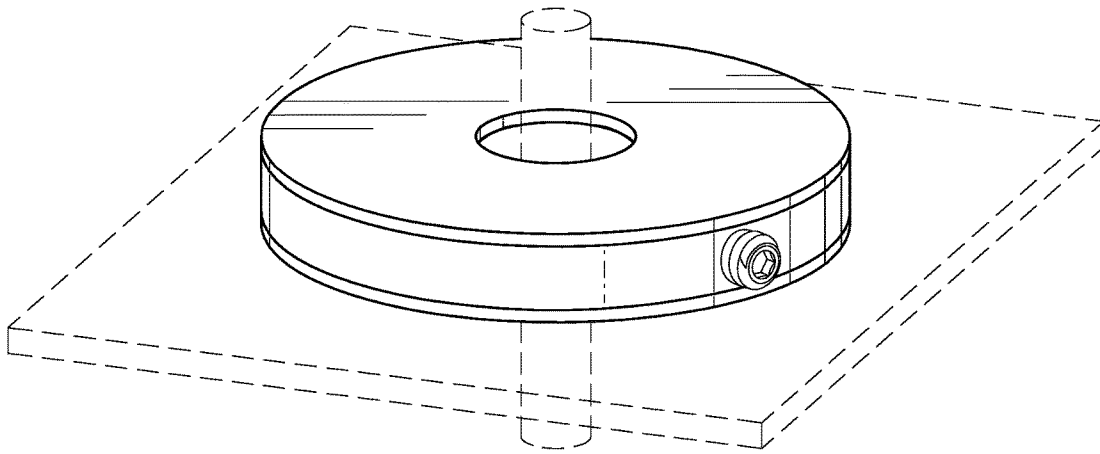


FIG. 2

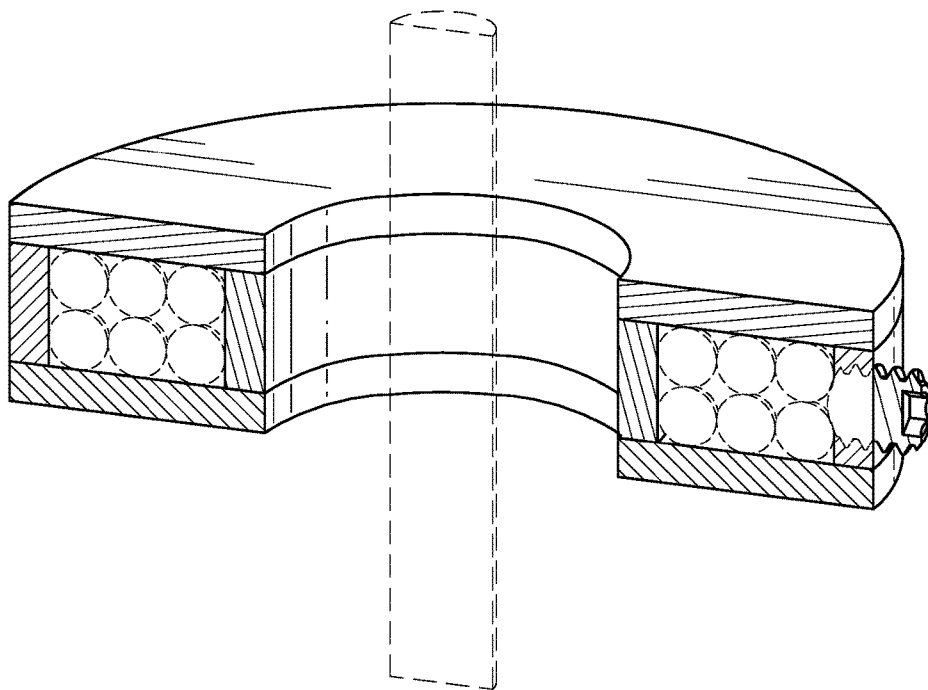


FIG. 3

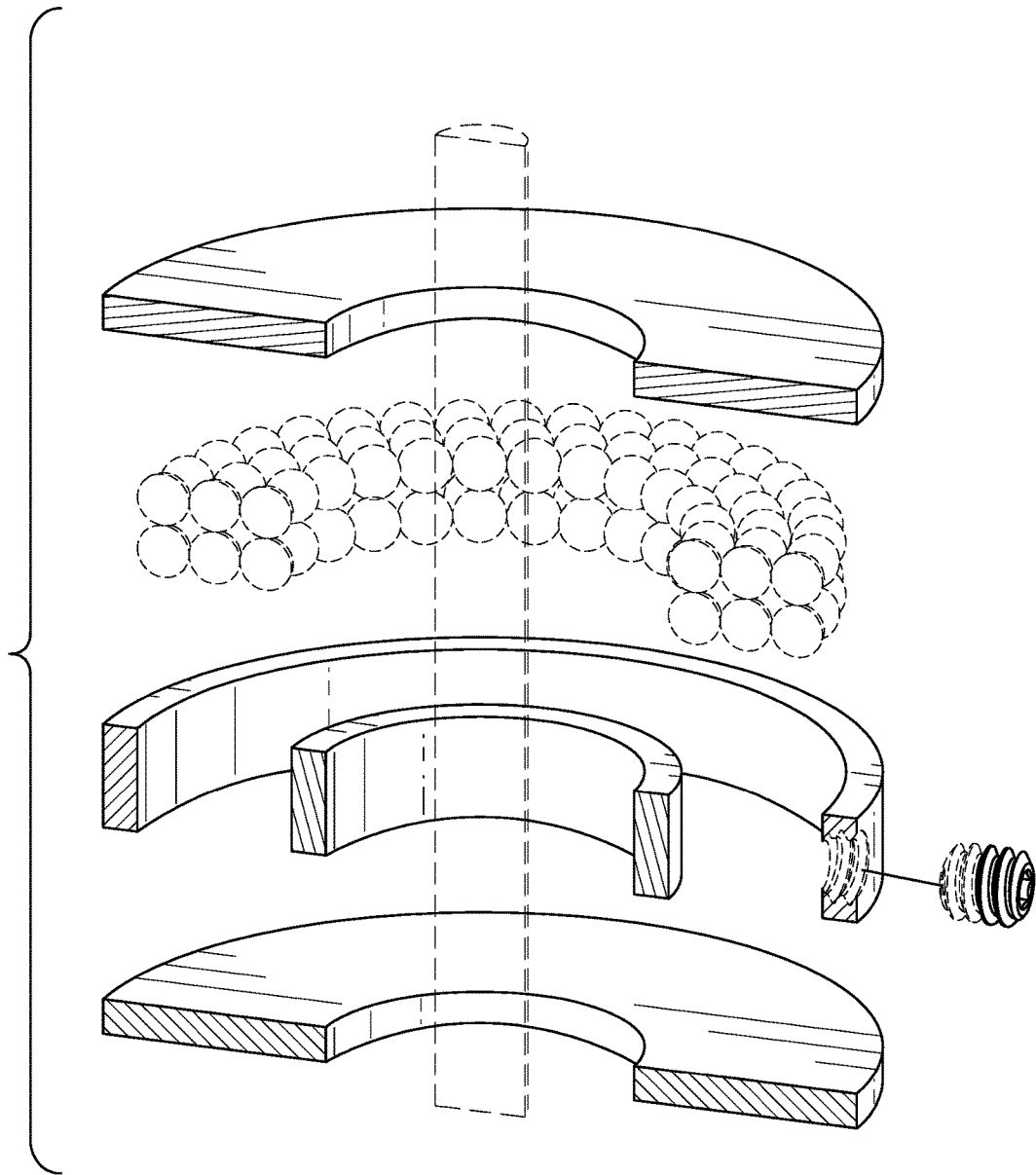


FIG. 4

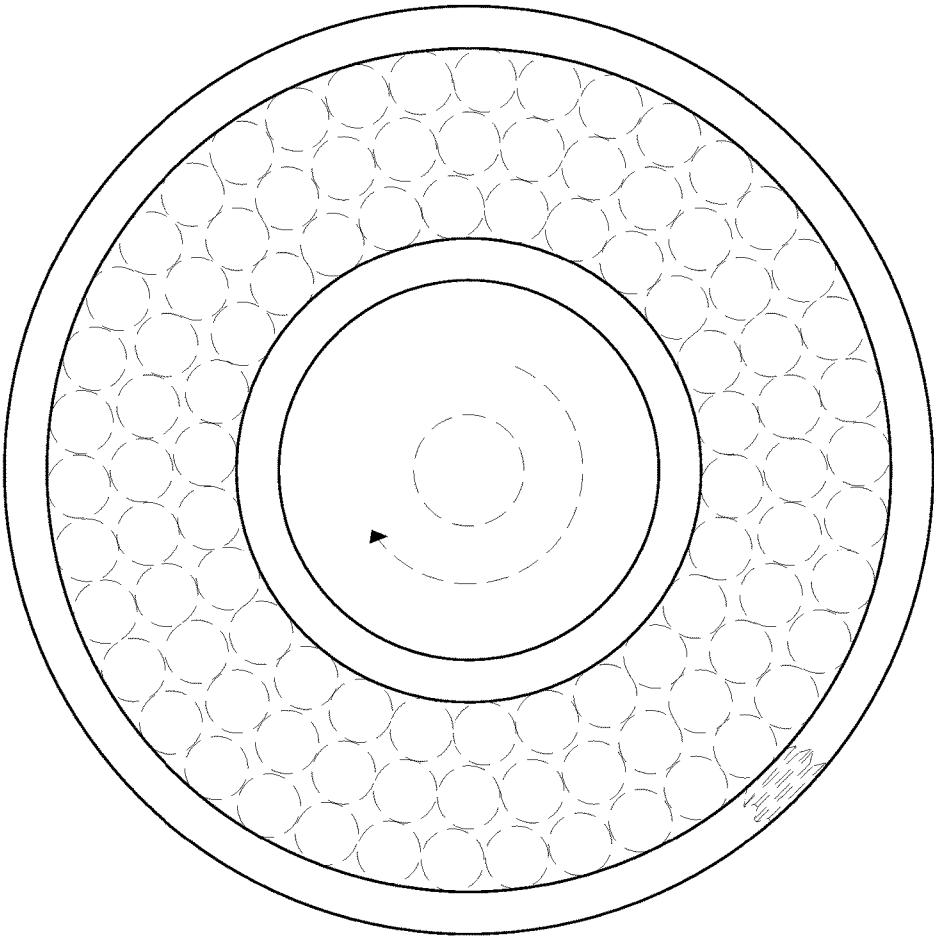


FIG. 5

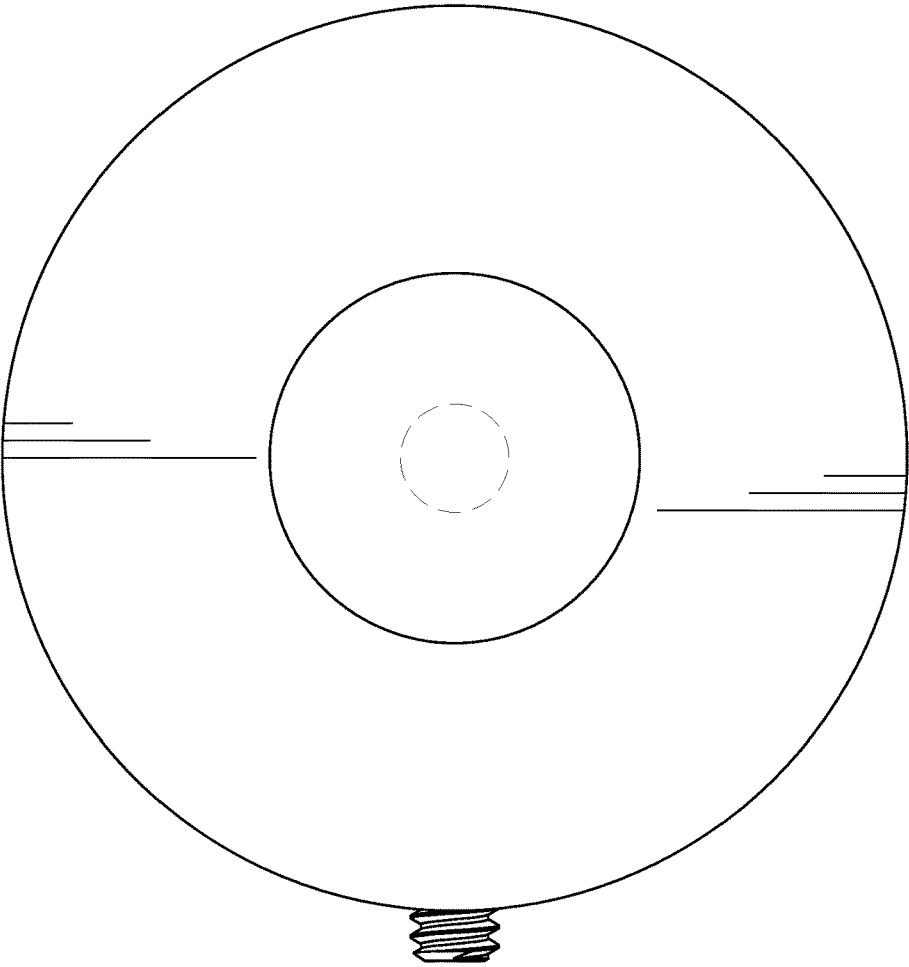


FIG. 6

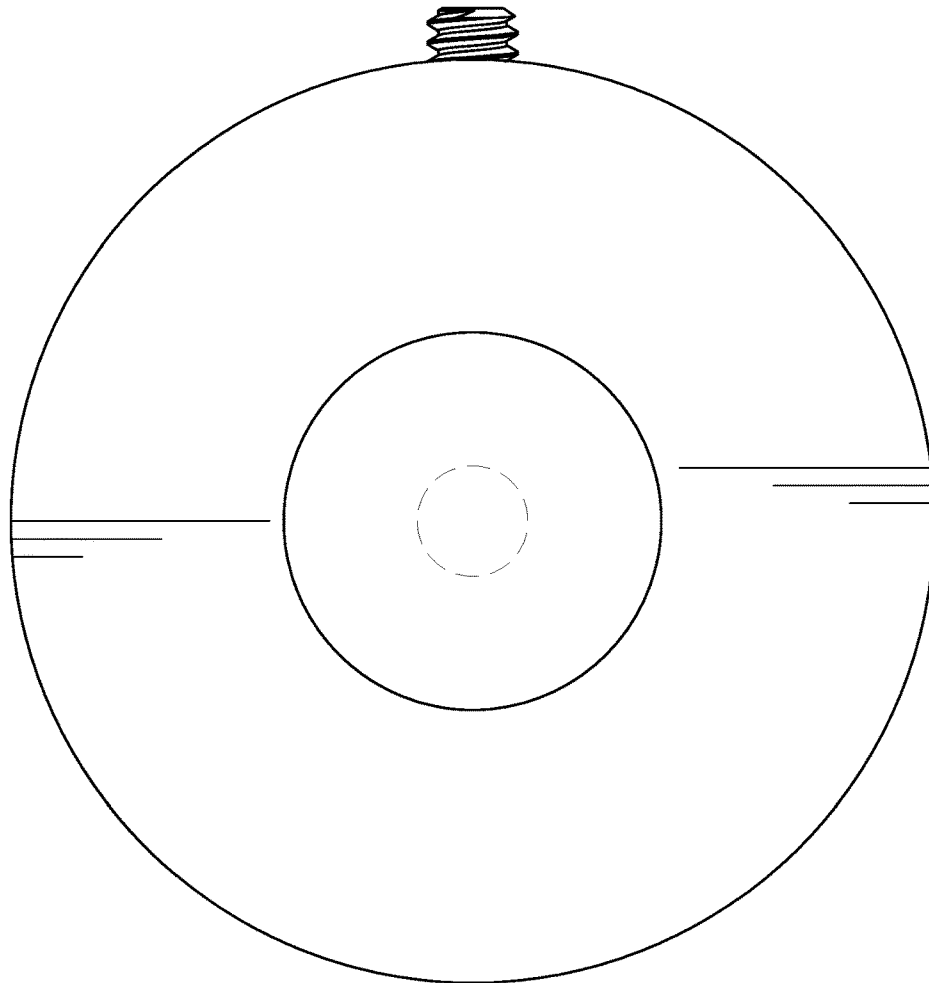


FIG. 7

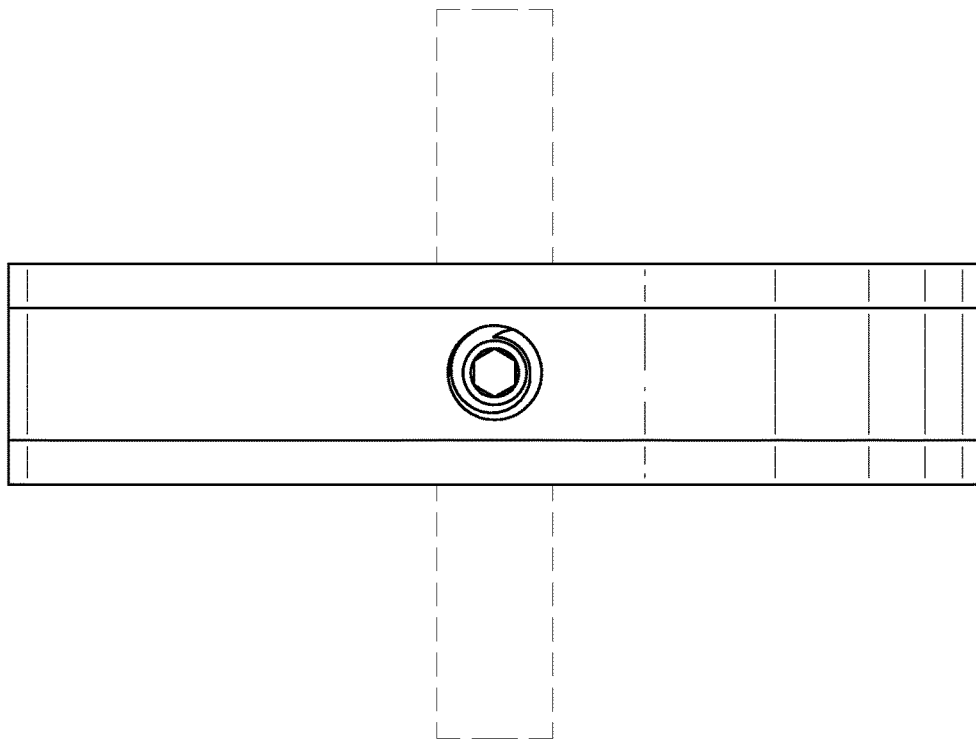


FIG. 8

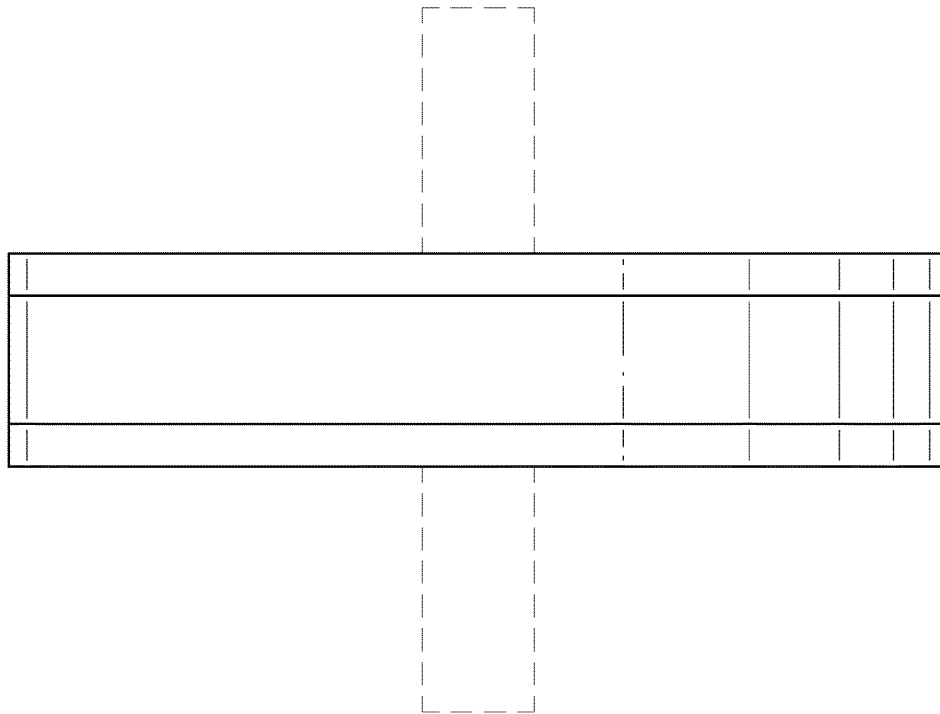


FIG. 9

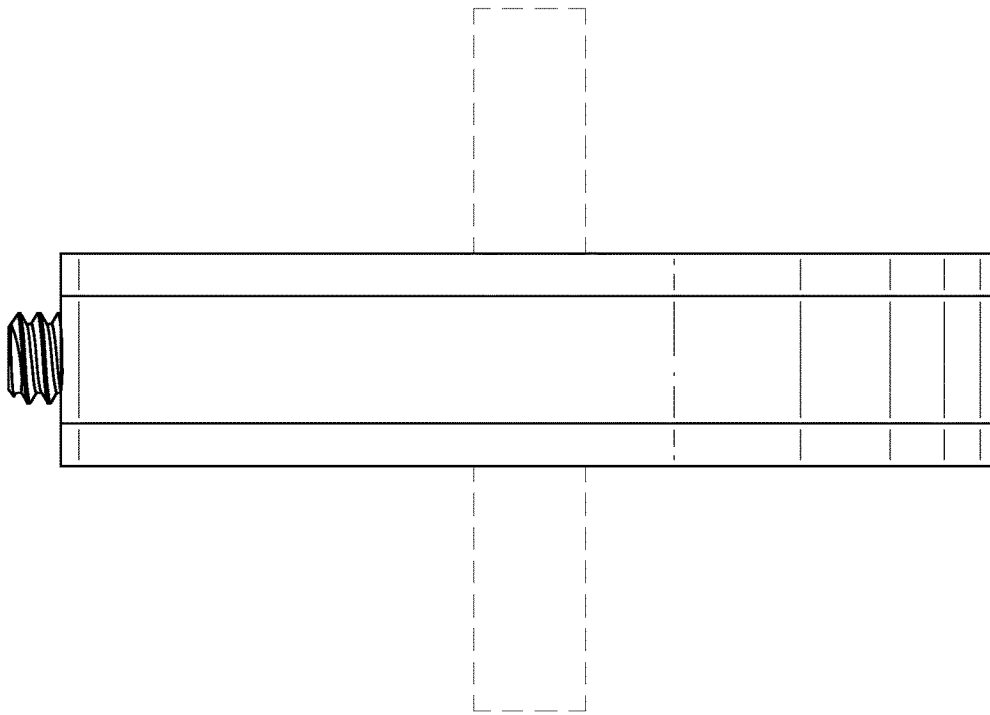


FIG. 10

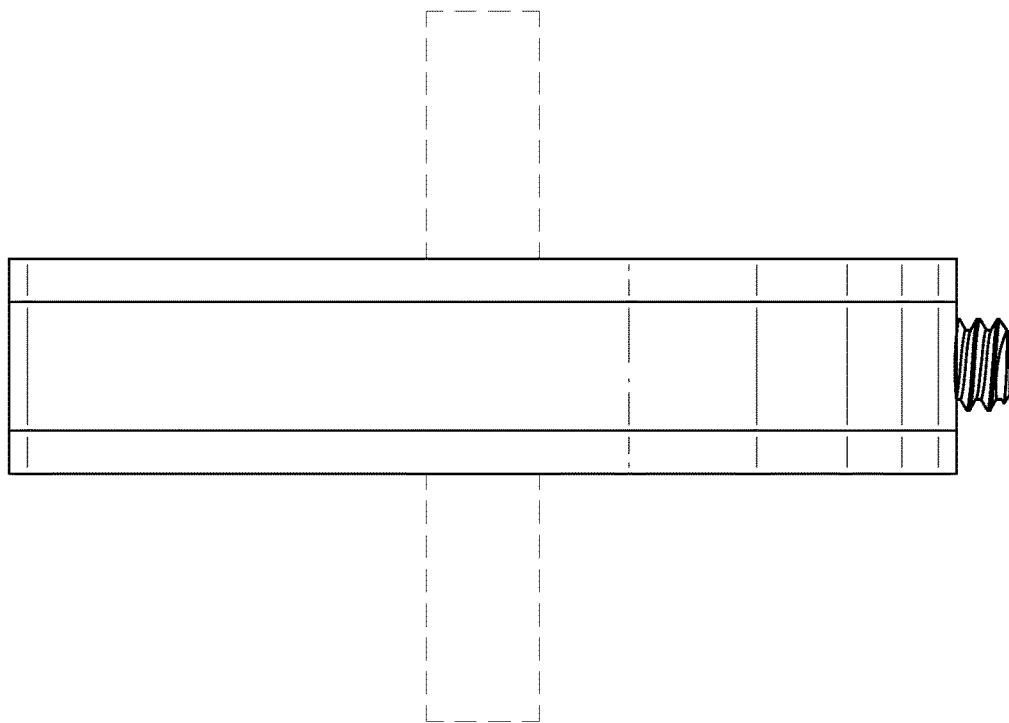


FIG. 11