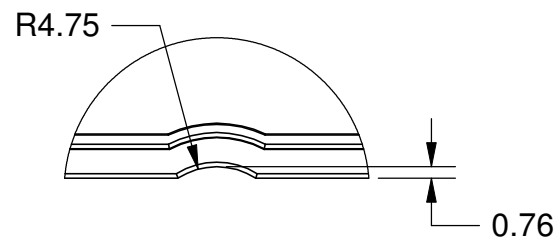
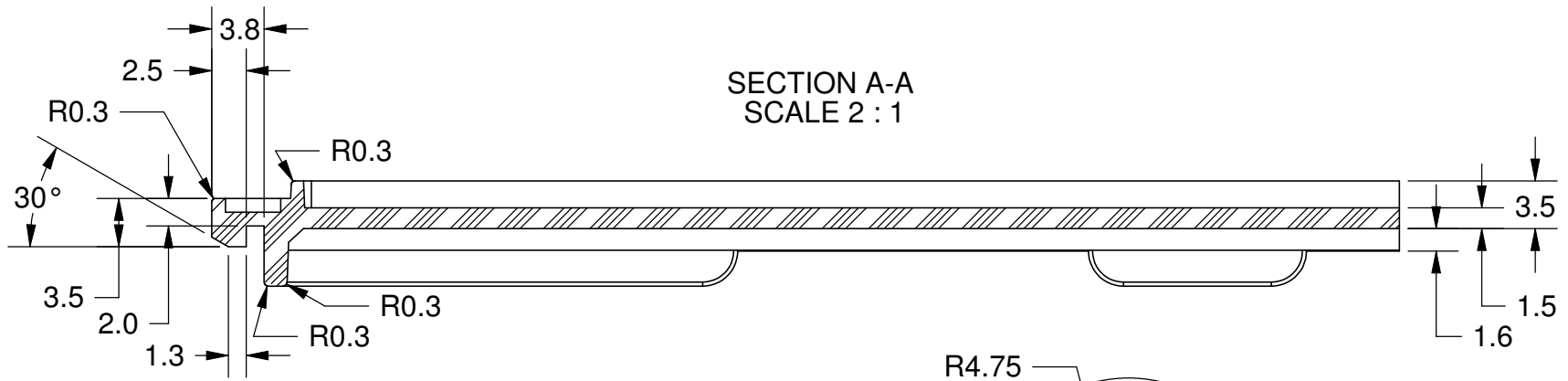


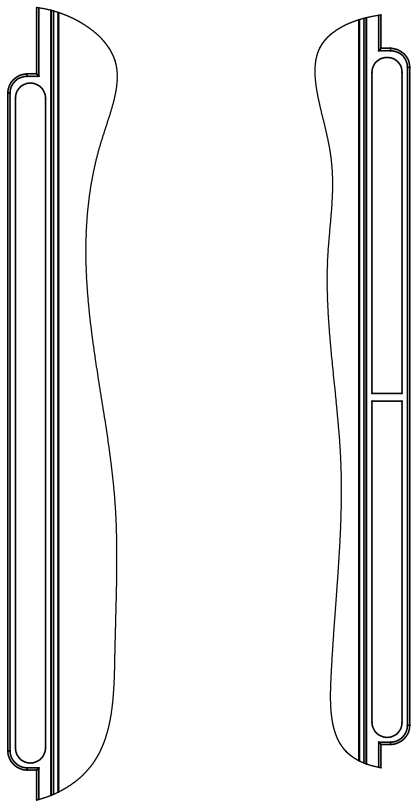
Notes: (Unless Otherwise Specified).

- 1) ALL DRAFT ANGLES ARE 2°.
- 2) SECTION VIEW A-A, DETAIL VIEWS D, F, & G SHOWN ON SHEET 2.
- 3) SURFACE RESISTIVITY: 10<sup>9</sup> Ω.
- 4) MATERIAL: PEEK WITH CERAMIC & CARBON POWDER.

TOLERANCE UNLESS NOTED		APPROVALS		DATE	<b>COVER TRAY</b> <b>JEDEC</b>			
X.X	+/- 0.3	DRAWN	J. Hines	7/28/2014				
X.XX	+/- 0.03	ENG	M. Hart	7/28/2014	SCALE	SIZE	DRAWING NO.	REV
X.XXX	+/- 0.003	MFG			1:2	A	612000	B
ANGLES +/- 0.5° ALL DIMENSIONS IN <input type="checkbox"/> INCHES <input checked="" type="checkbox"/> MILLIMETERS		THIRD ANGLE PROJECTION	QA		DO NOT SCALE DRAWING      SHEET 1 OF 5			
			CUST					
			REVISED					




NOTE: SCALLOP IS CENTERED ON SIDE OF TRAY.  
DETAIL D  
SCALE 2 : 1



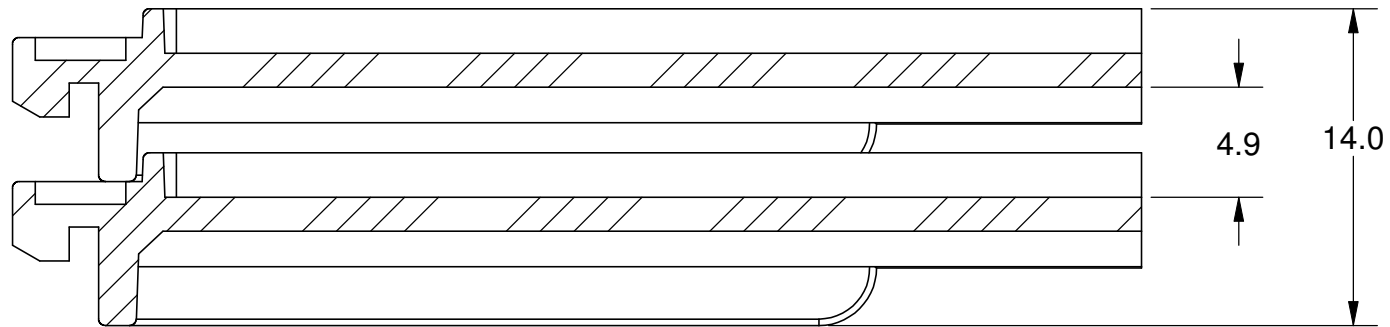

DETAIL F  
SCALE 1 : 1

DETAIL G  
SCALE 1 : 1



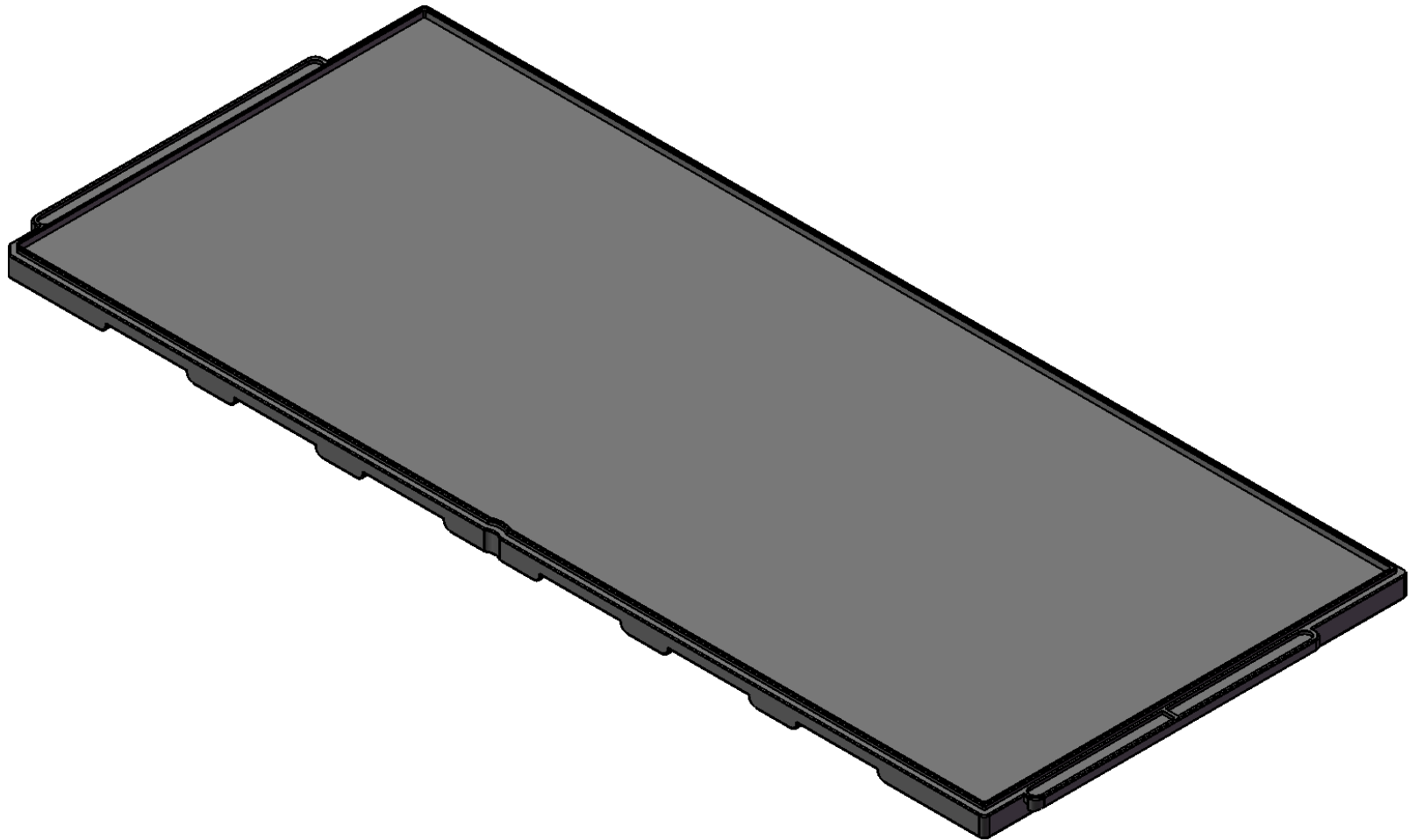
REAR VIEW  
SCALE 1 : 3

<b>TopLine</b> <sup>®</sup>			
TITLE		COVER TRAY JEDEC	
SCALE	SIZE	DRAWING NO.	REV
1:1	A	612000	B
DO NOT SCALE DRAWING			SHEET 2 OF 5



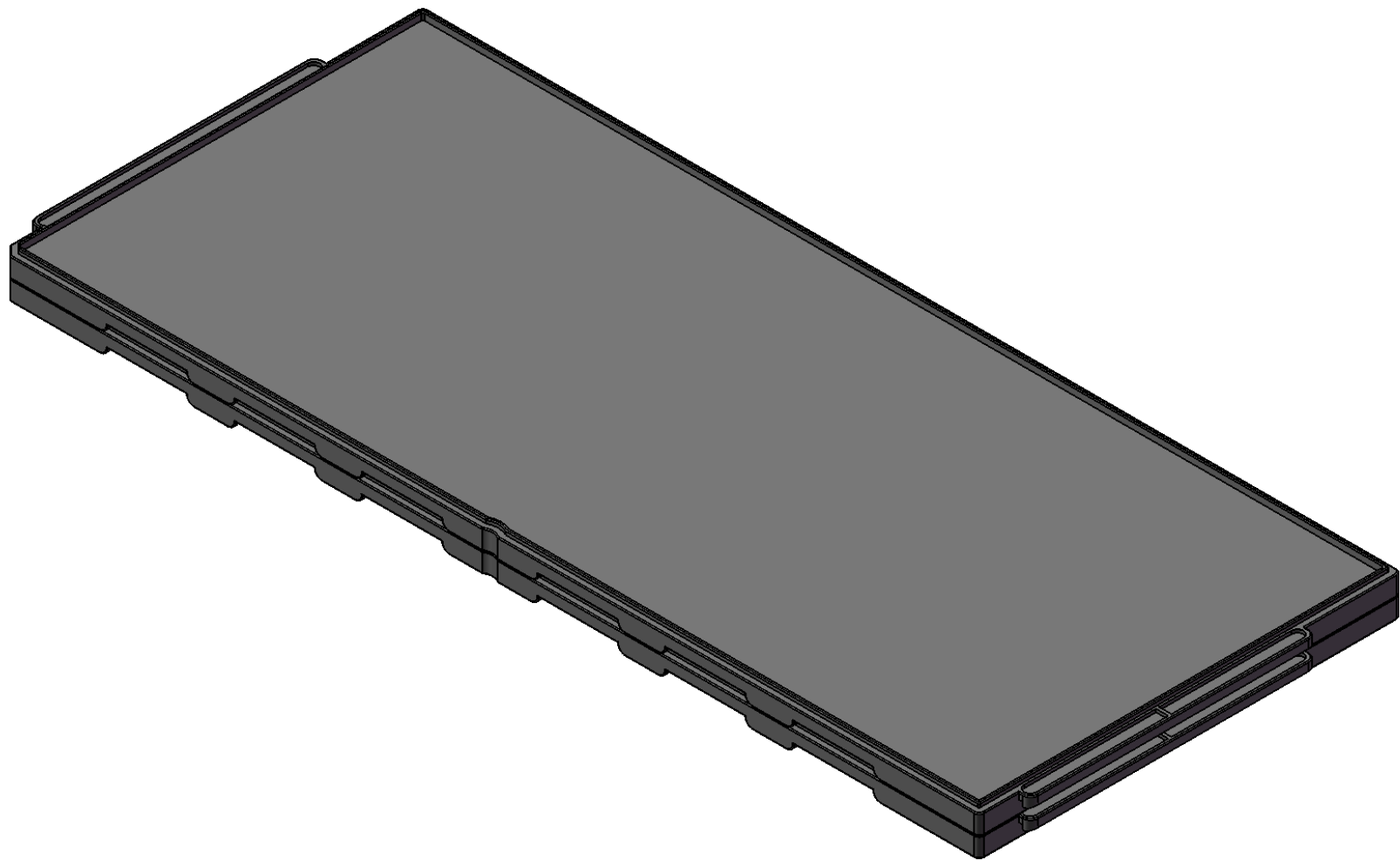
SECTION H-H  
SCALE 3 : 1

<b>TopLine</b> <sup>®</sup>			
TITLE		COVER TRAY JEDEC	
SCALE	SIZE	DRAWING NO.	REV
1:2	A	612000	B
DO NOT SCALE DRAWING			SHEET 3 OF 5



ISOMETRIC VIEW  
SINGLE COVER TRAY

<b>TopLine</b> <sup>®</sup>			
TITLE		COVER TRAY JEDEC	
SCALE	SIZE	DRAWING NO.	REV
2:3	A	612000	B
DO NOT SCALE DRAWING			SHEET 4 OF 5



ISOMETRIC VIEW  
TWO STACKED COVER TRAYS

<b>TopLine</b> ®			
TITLE		COVER TRAY JEDEC	
SCALE	SIZE	DRAWING NO.	REV
2:3	A	612000	B
DO NOT SCALE DRAWING			SHEET 5 OF 5