


DUMMY COMPONENT ORDERING INFORMATION

CHIP SIZE		TAPE INFO		BULK CHIP CASE PART NUMBER		4" (100mm) Tape & Reel Part Number		7" (180mm) Tape & Reel Part Number		13" (330mm) Tape & Reel Part Number	
Inch	Metric	WIDTH	PITCH	XD1	QTY	XM1	QTY	XD1	QTY	XD1	QTY
PAPER TAPE											
0201	0603	8mm	2mm	-	-	SR0201P4A	1000	SR0201P7A	10,000	-	-
0402	1005	8mm	2mm	SR0402F	50,000	SR0402P4A	1000	SR0402P7A	10,000	SR0402P13A	50,000
0603	1608	8mm	4mm	SR0603F	25,000	SR0603P4A	1000	SR0603P7A	5,000	SR0603P13A	10,000
0805	2012	8mm	4mm	SR0805F	10,000	SR0805P4A	1000	SR0805P7A	5,000	SR0805P13A	10,000
1206	3216	8mm	4mm	SR1206F	5,000	SR1206P4A	1000	SR1206P7A	5,000	SR1206P13A	10,000
1210	3225	8mm	4mm	-	-	SR1210P4A	1000	SR1210P7A	5,000	SR1210P13A	10,000
PLASTIC TAPE											
1210	3225	8mm	4mm	-	-	SR1210E4A	1000	SR1210E7A	4,000	SR1210E13A	10,000
2010	5025	12mm	4mm	-	-	SR2010E4A	250	SR2010E7A	4,000	SR2010E13A	10,000
2512	6332	12mm	8mm	-	-	SR2512E4A	250	SR2512E7A	2,000	SR2512E13A	4,000
ZERO OHM											
0402	1005	8mm	2mm	SR0402F-ZERO	-	-	-	SR0402P7A-ZERO	10,000	-	-
0603	1608	8mm	4mm	SR0603F-ZERO	-	-	-	SR0603P7A-ZERO	5,000	-	-
0805	2012	8mm	4mm	SR0805F-ZERO	-	-	-	SR0805P7A-ZERO	5,000	-	-
1206	3216	8mm	4mm	SR1206F-ZERO	-	-	-	SR1206P7A-ZERO	5,000	-	-
LEAD FREE  Sn100											
0402	1005	8mm	2mm	SR0402F-TIN	-	SR0402P4A-TIN	1000	SR0402P7A-TIN	10,000	-	-
0603	1608	8mm	4mm	SR0603F-TIN	-	SR0603P4A-TIN	1000	SR0603P7A-TIN	5,000	-	-

DIMENSION TOLERANCE

0402 ± 0.05mm
0603 ~ 2512 ± 0.15mm

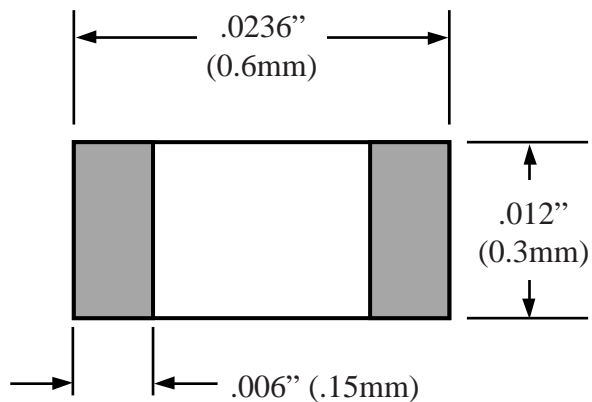
HEIGHT (H)

0201	0.23mm ± 0.03	0805	0.55mm ± 0.1
0402	0.35mm ± 0.05	1206	0.55mm ± 0.1
0603	0.45mm ± 0.10	1210	0.55mm ± 0.15

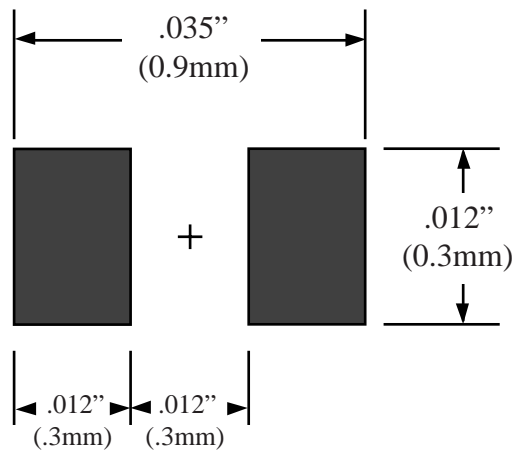
**I
N
F
O** Resistor chips are available in seven standard sizes. Bulk Feeder cassettes are for placement by high-speed chip shooters. Zero ohm jumpers available for continuity checking. Also available Lead Free Sn100% Tin terminations. Nomenclature: The chip size code approximates the LxW dimensions in inches. Example: 0805 = .08" x .05".

Part # **SR0201**
Chip Resistor
Body Size **0201**
Dwg SR0201.pdf

TopLine™
Tel 1-714-898-3830
info@topline.to

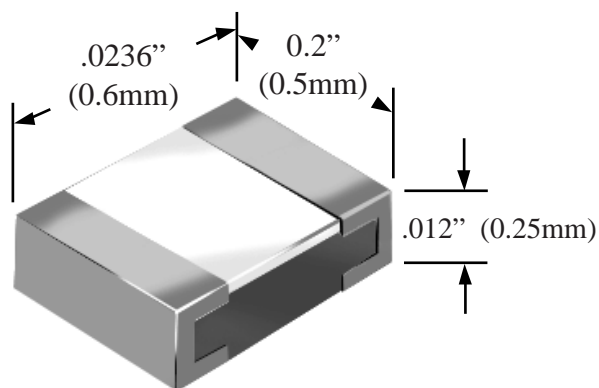


Top View

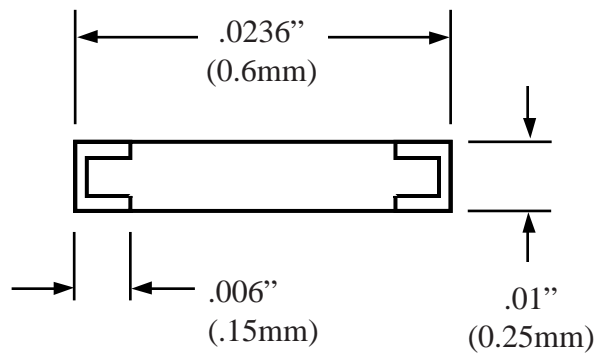


PC Board

Tolerance $\pm .001"$ ($\pm .03\text{mm}$)



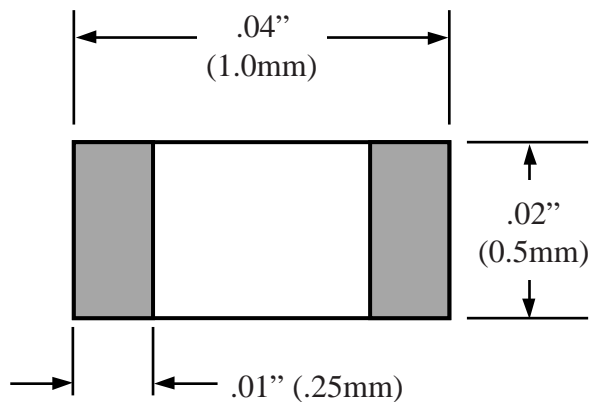
Quick View



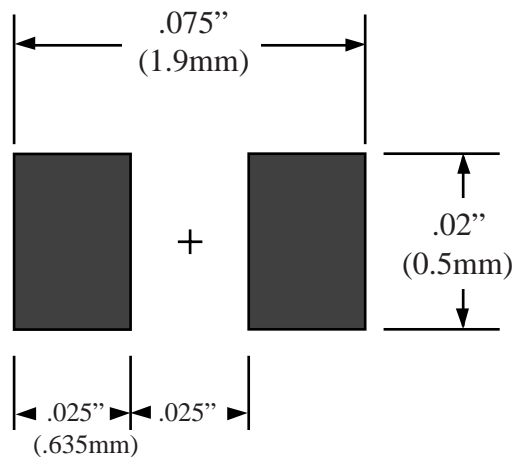
Side View Detail

Part # **SR0402**
Chip Resistor
Body Size **0402**
Dwg SR0402.pdf

TopLine™
Tel 1-714-898-3830
info@topline.to

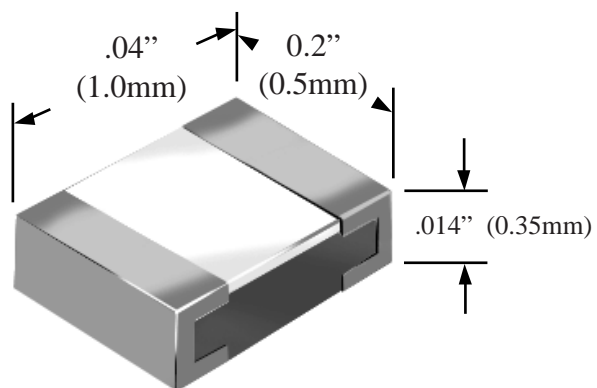


Top View

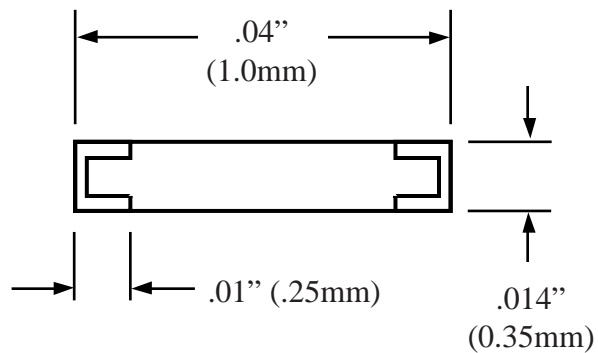


PC Board

Tolerance $\pm .002"$ ($\pm .05\text{mm}$)



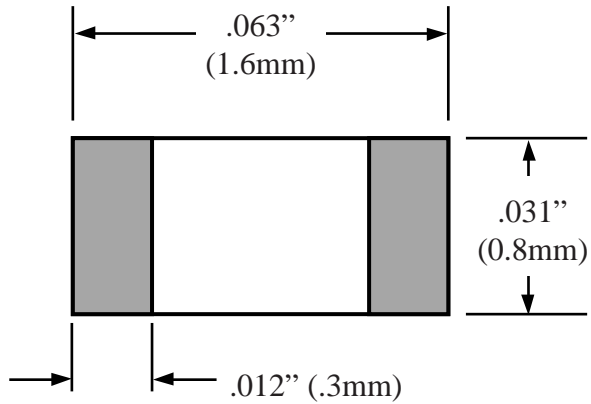
Quick View



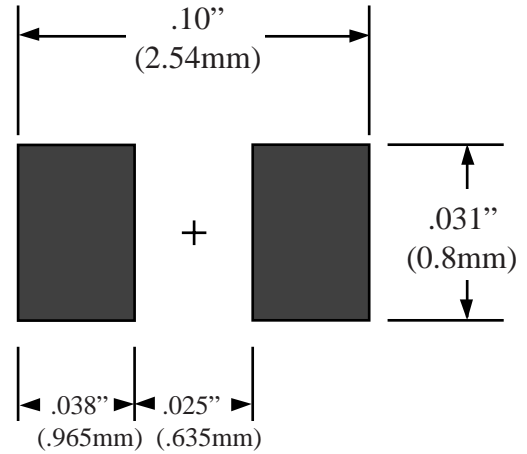
Side View Detail

Part # **SR0603**
Chip Resistor
Body Size **0603**
Dwg SR0603.pdf

TopLine™
Tel 1-714-898-3830
info@topline.to

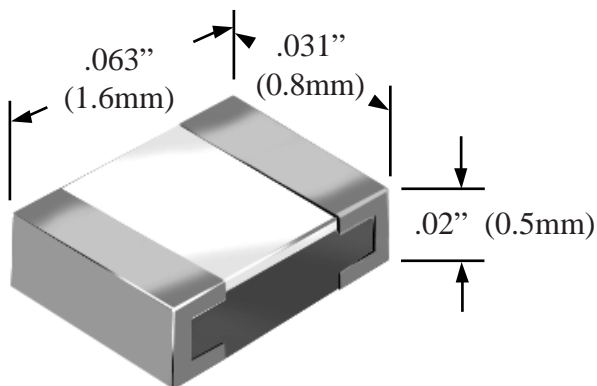


Top View

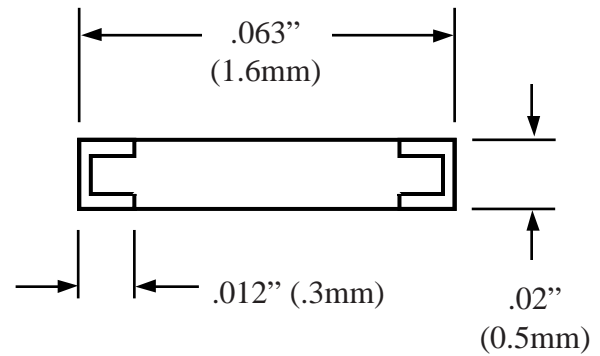


PC Board

Tolerance $\pm .001"$ ($\pm .03\text{mm}$)



Quick View



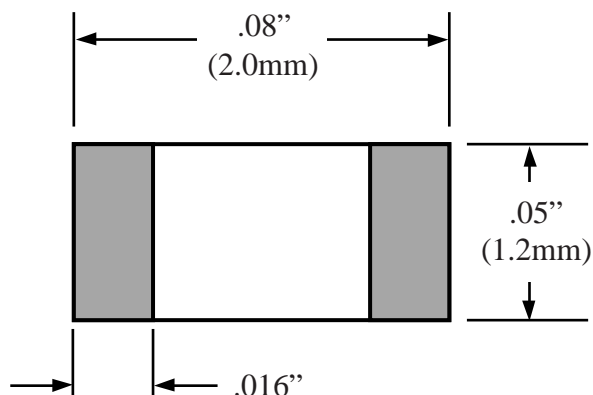
Side View Detail

Part # **SR0805**
Chip Resistor
Body Size **0805**
Dwg SR0805.pdf

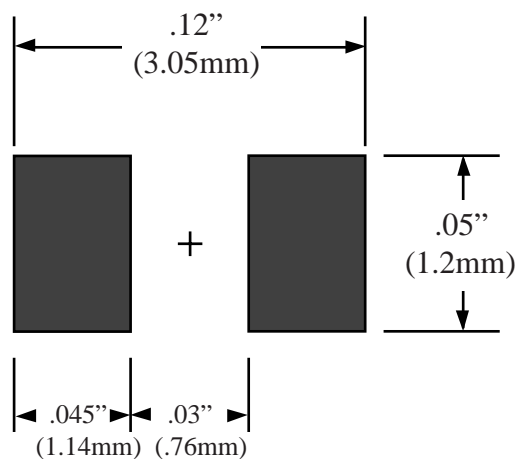
TopLineTM

Tel 1-714-898-3830

info@topline.to

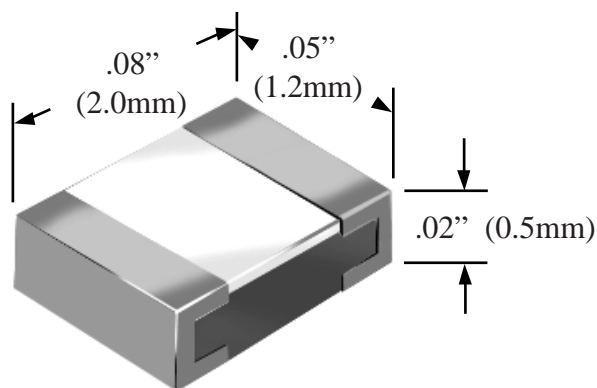


Top View

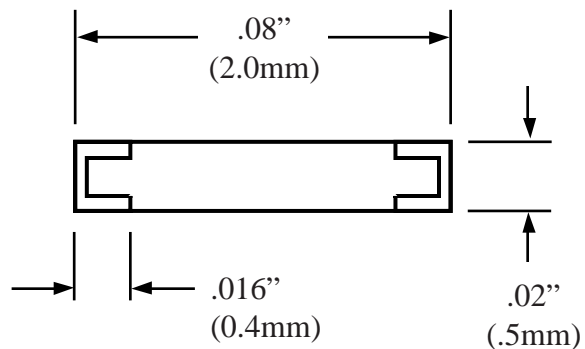


PC Board

Tolerance $\pm .004"$ ($\pm .1\text{mm}$)



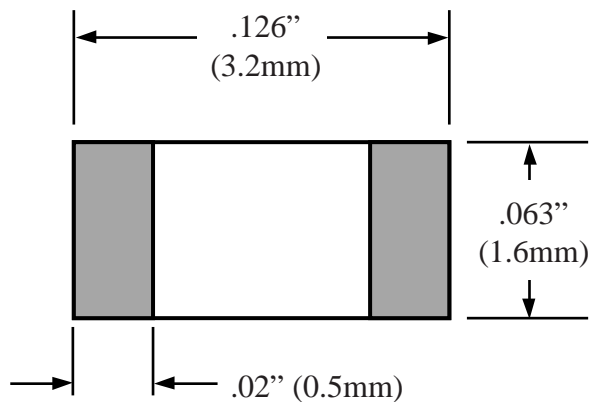
Quick View



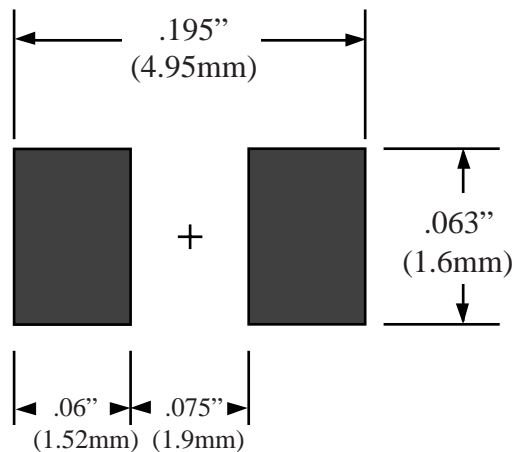
Side View Detail

Part # **SR1206**
Chip Resistor
Body Size **1206**
Dwg SR1206.pdf

TopLine™
Tel 1-714-898-3830
info@topline.to

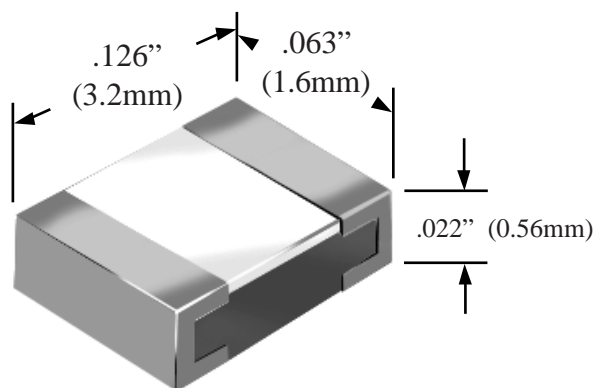


Top View

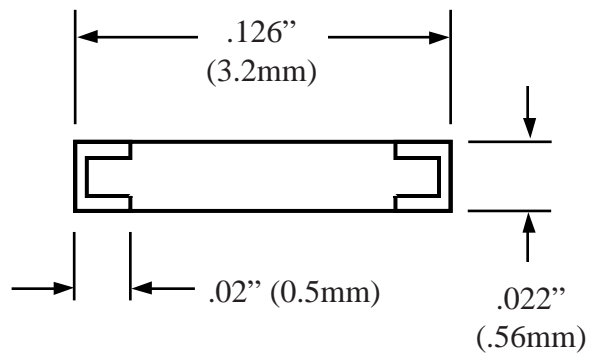


PC Board

Tolerance $\pm .006"$ ($\pm 0.15\text{mm}$)



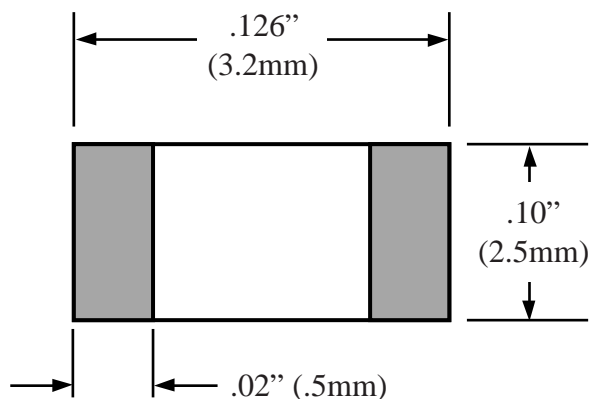
Quick View



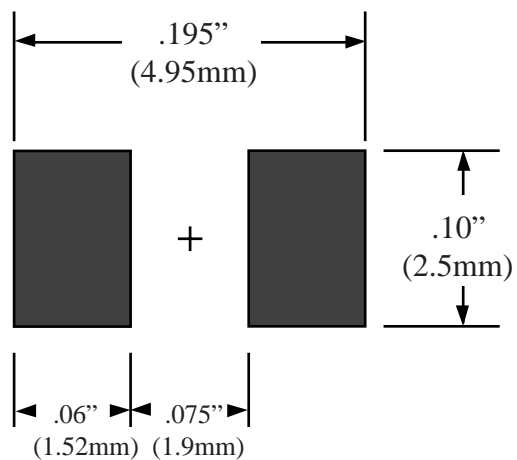
Side View Detail

Part # **SR1210**
Chip Resistor
Body Size **1210**
Dwg SR1210.pdf

TopLine™
Tel 1-714-898-3830
info@topline.to

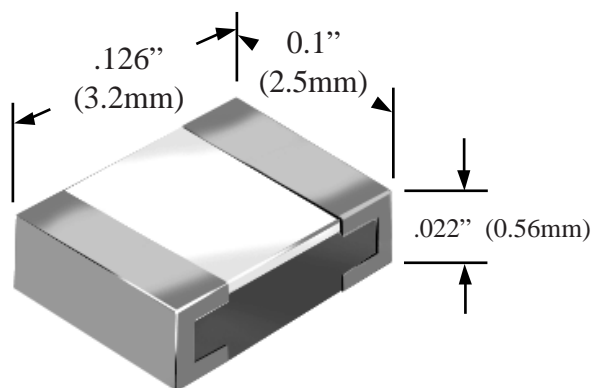


Top View

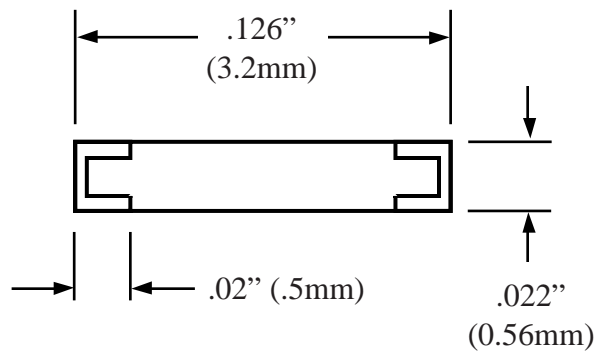


PC Board

Tolerance $\pm .006"$ ($\pm 0.15\text{mm}$)



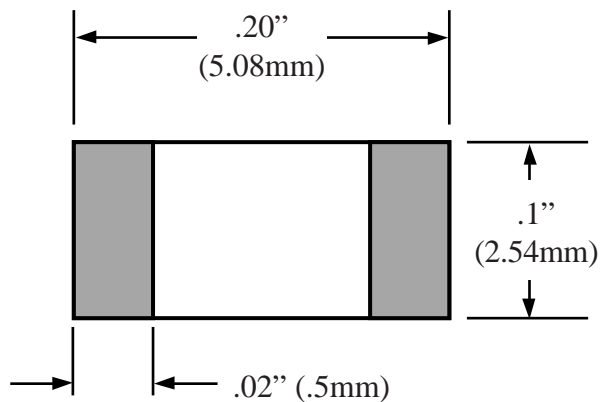
Quick View



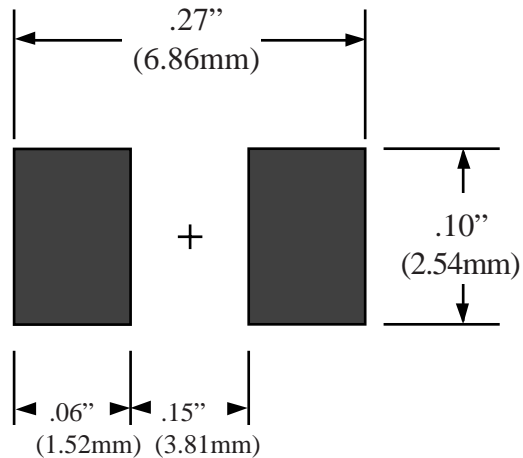
Side View Detail

Part # **SR2010**
Chip Resistor
Body Size **2010**
Dwg SR2010.pdf

TopLine™
Tel 1-714-898-3830
info@topline.to

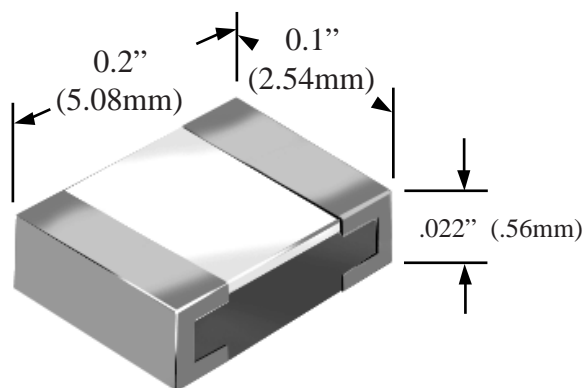


Top View

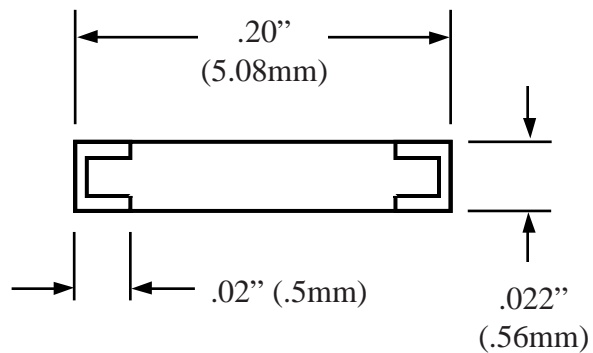


PC Board

Tolerance $\pm .006"$ ($\pm 0.15\text{mm}$)



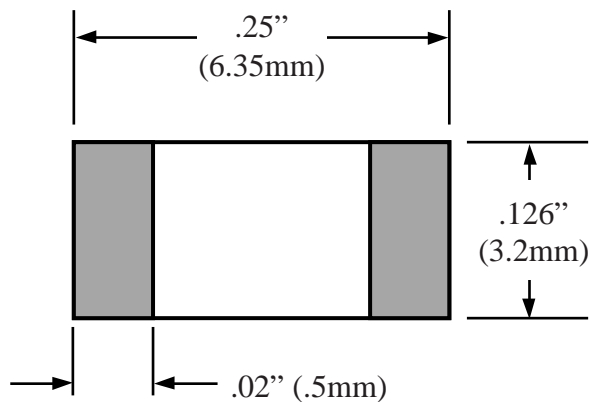
Quick View



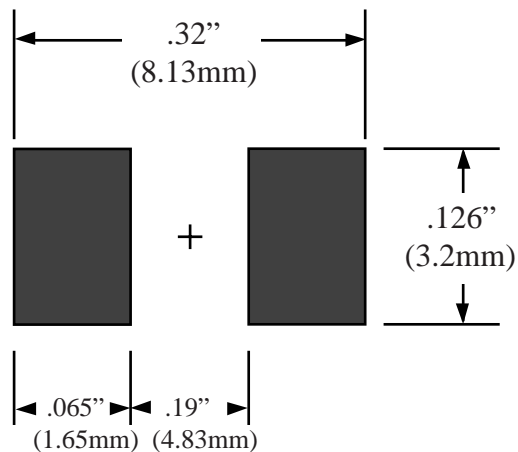
Side View Detail

Part # **SR2512**
Chip Resistor
Body Size **2512**
Dwg SR2512.pdf

TopLine™
Tel 1-714-898-3830
info@topline.to

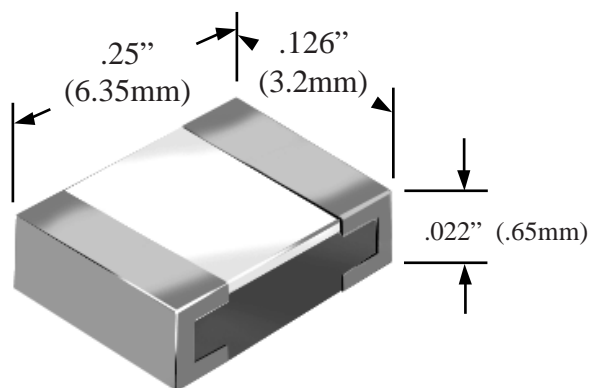


Top View

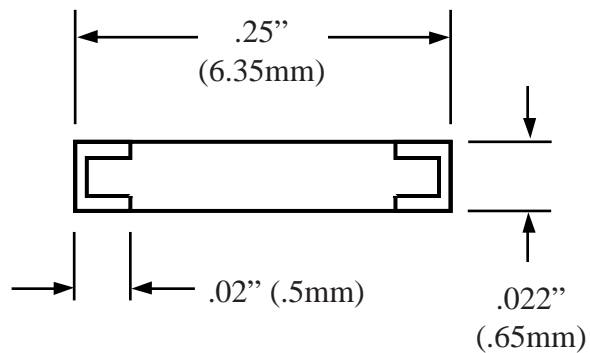


PC Board

Tolerance $\pm .006"$ ($\pm 0.15\text{mm}$)



Quick View



Side View Detail




2001 Dummy Parts

HOW TO ORDER

PAYMENT TERMS

- Credit Terms (Net 30) for established customers.
- American Express, JCB, Mastercard and VISA accepted.



CONFIRMING PURCHASE ORDERS

- Confirming purchase orders are required for all orders over \$500.



MINIMUM PER ORDER

- USA/Canada \$50 minimum. • Export \$1000.

F.O.B. POINT AND SHIPPING

- F.O.B. Garden Grove, California. Please specify preferred method of shipment when placing order.



e-mail sales@topline.tv

www.dummy.tv

7331A Garden Grove Blvd, Garden Grove, CA 92841 USA

Toll Free USA/Canada 1-800-776-9888

Tel 1-714-898-3830

Fax 1-714-891-0321

© 2001. TopLine. All Rights Reserved

This catalog, or any parts thereof, must not be reproduced in any form without written permission of TopLine.

Reprint July 2001